

ANNUAL REPORTS OF EXAMINATION



**ST.XAVIER'S COLLEGE (AUTONOMOUS)
PALAYAMKOTTAI
TAMIL NADU-627 002**

SEMESTER EXAM RESULTS, APRIL – 2018

The even semester examinations were conducted from 20th April to 4th May 2018 for 3205 students with great confidence by setting more than 893 questions by subject experts. About 386 examiners valued the answer scripts for 6 days. About 2418 students passed with an overall pass percentage of 75%. The average pass rates of UG courses is 72% and PG courses is 87%.

The even semester results were declared after 20 days from the last date of examination. During the last 5 years from April 2014 to April 2018, the pass percentage in even semester is 73% for UG courses and 85% for PG courses. It is commendable that the pass rates of UG and PG courses is increased 1% and 2% respectively from the five year average.

Contents

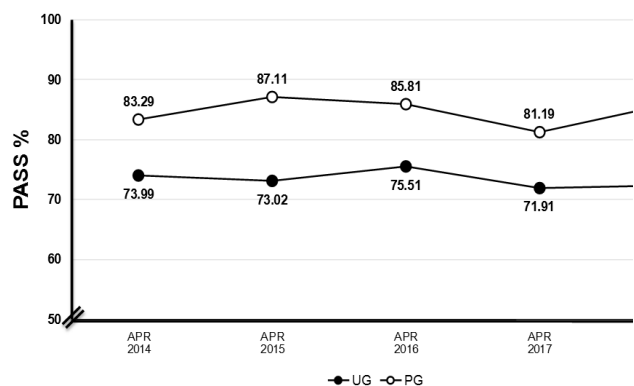
- Part - 1 Dates & Events
- Part - 2 Results Highlights
- Part - 3 Results Analysis
- Part - 4 Student outcome
- Part - 5 Summary

Part - I : Dates & Events

Table 1: Dates of examinations, central valuation and publication of results.

| Continuous Internal Assessment, CIA | |
|---|--------------------------|
| I CIA Written Exams | 01-02-2018 to 06-02-2018 |
| II CIA Written Exams | 02-04-2018 to 06-04-2018 |
| Publication of CIA Marks | 12-04-2018 |
| Semester Exam | |
| Practical | 07-04-2018 to 19-04-2018 |
| Theory | 20-04-2018 to 04-05-2018 |
| Oral/Viva voce | |
| General English (Oral Exam) | 11-04-2018 to 14-04-2018 |
| UG project viva voce | 07-04-2018 to 12-04-2018 |
| PG project viva voce | 13-04-2018 |
| M.Phil project viva voce | 07-07-2018 |
| Central Valuation | |
| Foundation Course | 07-05-2018 |
| Languages | 08-05-2018 to 11-05-2018 |
| Major, Allied, Elective | 09-05-2018 to 11-05-2018 |
| Declaration of Results | |
| EVEN Semester | 24-05-2018 |
| Supplementary Exam June 2018 | |
| Exam Date | 28-06-2018 to 30-06-2018 |
| Result (Supplementary Exam and Revaluation) | 03-07-2018 |

FIGURE – 1 :LOOKING BACK : FIVE - YEAR EVEN SEMESTER RESULTS FROM APRIL-2014 TO APRIL-2018



Overall pass rates : Last 5 years

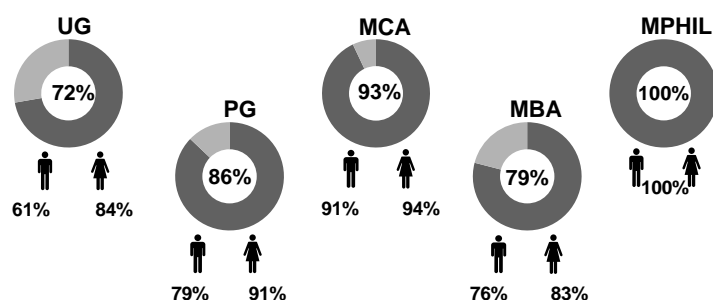
- During the last 5 years the average pass percentage of even semester is 76%.
- The average pass rates of UG courses is 73% and PG courses is 86% in the 5 - year period.
- The pass percentage of PG courses is consistently more than UG courses in even semester exams.

Part - II :Results highlights

Table 2: Overall results of semester exam, APRIL/MAY- 2018

| COURSE | MALE STUDENTS | | | FEMALE STUDENTS | | | TOTAL PASS % | %CHANGE (APR-2017) |
|--------------------------|---------------|------------|--------------|-----------------|-------------|--------------|-----------------|-----------------------|
| | APPEARED | FULLPASS | PASS % | APPEARED | FULLPASS | PASS % | | |
| UG | 1292 | 734 | 56.81 | 1262 | 1011 | 80.11 | 72.26 | 0.35 |
| PG | 146 | 115 | 78.77 | 328 | 298 | 90.85 | 87.13 | 5.94 |
| MCA | 23 | 21 | 91.30 | 35 | 33 | 94.29 | 93.10 | -3.67 |
| MBA | 33 | 25 | 75.76 | 29 | 24 | 82.76 | 79.03 | -1.79 |
| M.PHIL | 24 | 24 | 100 | 17 | 17 | 100 | 100.00 | 6.15 |
| OVERALL TOTAL | 1518 | 919 | 60.54 | 1671 | 1383 | 82.76 | 75.35 | -0.02 |

Figure 2: Course - wise pass rates in semester exam, APRIL/MAY– 2018



Highlights of even semester results, April/May 2018

- The overall pass percentage of UG courses is 72% and PG courses is 86%. The Pass percentage of MCA is 93% and MBA is 79%.
- It is noteworthy that M.Phil. students secured 100% pass.
- Of the 10 malpractice cases in the even semester examinations, 9 students are from theory examination and 1 student is from practical examination.

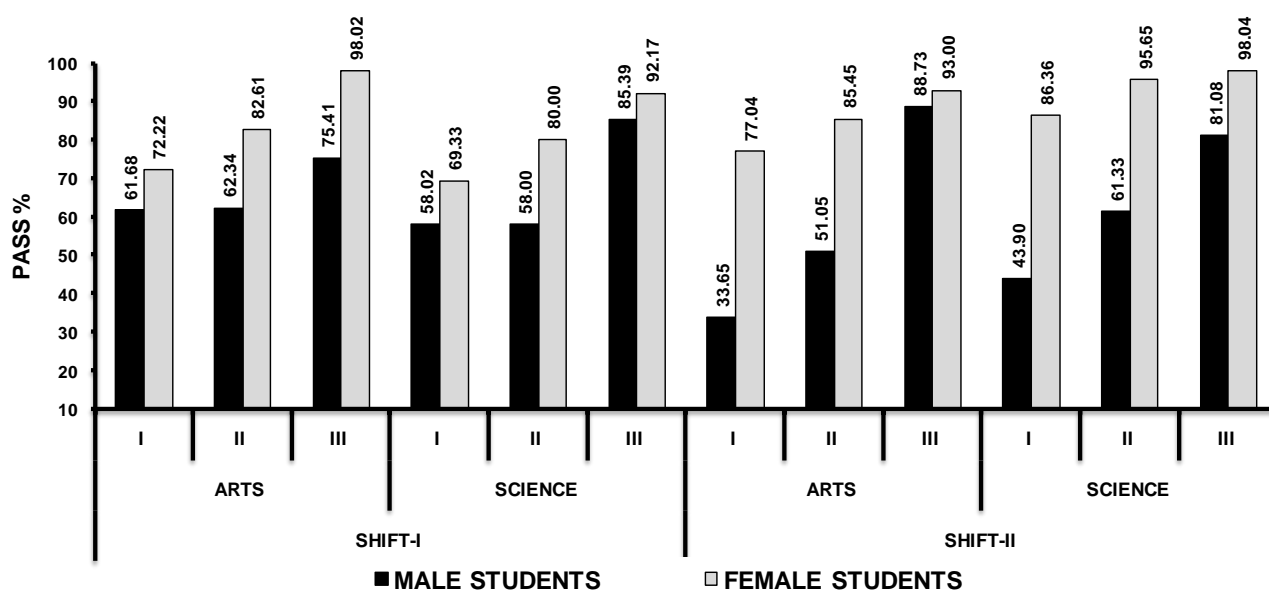
Table 3: pass percentages of UG courses in shifts – I & II

| COURSE | | YEAR | MALE STUDENTS | | | FEMALE STUDENTS | | | TOTALPASS % |
|---------------|---------|------|---------------|----------|--------|-----------------|----------|--------|-------------|
| | | | APPEARED | FULLPASS | PASS % | APPEARED | FULLPASS | PASS % | |
| SHIFT-I | ARTS | I | 107 | 66 | 61.68 | 90 | 65 | 72.22 | 66.50 |
| | | II | 77 | 48 | 62.34 | 115 | 95 | 82.61 | 74.48 |
| | | III | 61 | 46 | 75.41 | 101 | 99 | 98.02 | 89.51 |
| | SCIENCE | I | 131 | 76 | 58.02 | 150 | 104 | 69.33 | 64.06 |
| | | II | 100 | 58 | 58.00 | 170 | 136 | 80.00 | 71.85 |
| | | III | 89 | 76 | 85.39 | 166 | 153 | 92.17 | 89.80 |
| SHIFT-II | ARTS | I | 211 | 71 | 33.65 | 135 | 104 | 77.04 | 50.58 |
| | | II | 143 | 73 | 51.05 | 110 | 94 | 85.45 | 66.01 |
| | | III | 142 | 126 | 88.73 | 100 | 93 | 93.00 | 90.50 |
| | SCIENCE | I | 82 | 36 | 43.90 | 44 | 38 | 86.36 | 58.73 |
| | | II | 75 | 46 | 61.33 | 46 | 44 | 95.65 | 74.38 |
| | | III | 74 | 60 | 81.08 | 51 | 50 | 98.04 | 88.00 |
| OVERALL TOTAL | | | 1292 | 782 | 60.53 | 1278 | 1075 | 84.12 | 72.26 |

Highlights of UG results in shifts - I and II

- The average pass percentage of shift - I courses is better than shift - II courses.
- The female students of shifts - I and II have performed better than male students of shifts - I and II courses.
- The shift I arts students have performed better than shift II arts students.

Figure 3: Gender - wise performance in UG courses



Highlights of Gender - wise pass rates in UG courses

- Female students performed better than male students.
- The performance of I year students is poor in both arts and science courses.
- The performance of III year arts students is higher than I and II year students.

Table 4 : Pass rates of UG : Part - I languages

| SEM | LANGUAGE - I | APPEARED | FULLPASS | PASS % |
|-----|--------------------|----------|----------|--------|
| II | General Tamil – II | 915 | 805 | 87.98 |
| | Hindi – II | 8 | 7 | 87.50 |
| | French – II | 27 | 23 | 88.89 |
| IV | General Tamil - IV | 505 | 484 | 95.84 |
| | Hindi – IV | 7 | 6 | 85.71 |
| | French – IV | 8 | 4 | 50.00 |

- It is commendable that UG students performed better in all part I languages.

Table 5: Pass rates of UG : Part – II languages

| SEM | LANGUAGE - II | APPEARED | FULLPASS | PASS % |
|-----|----------------------|----------|----------|--------|
| II | General English – II | 950 | 770 | 81.05 |
| IV | General English – IV | 520 | 483 | 92.88 |

- It is also commendable that UG students performed better in General English.

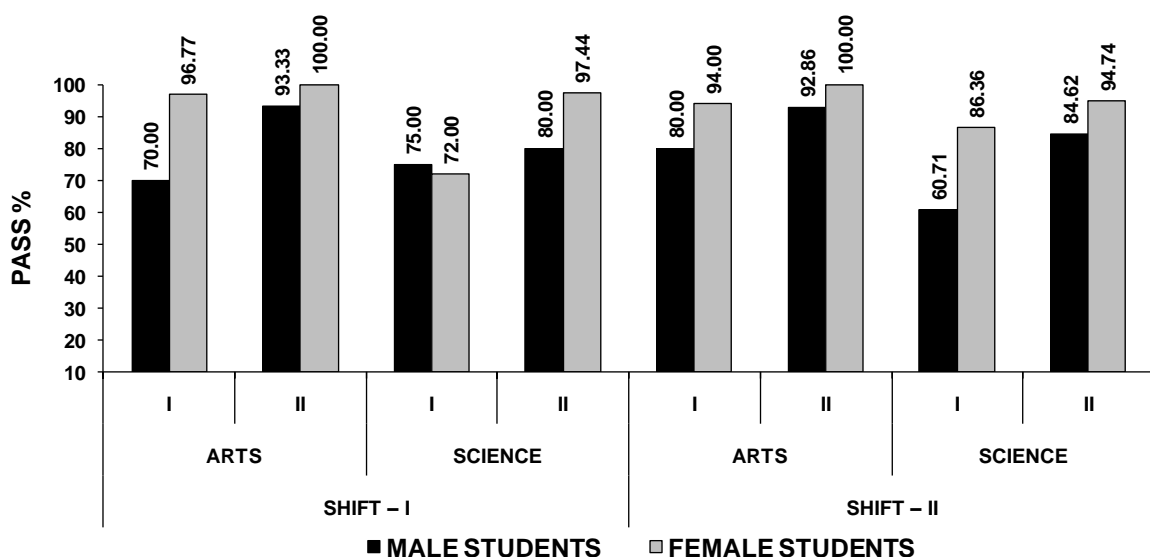
Table 6 : Overall pass rates of PG courses in shifts - I & II

| COURSE | | YEAR | MALE STUDENTS | | | FEMALE STUDENTS | | | TOTAL PASS % |
|---------------|---------|------|---------------|----------|--------|-----------------|----------|--------|-----------------|
| | | | APPEARED | FULLPASS | PASS % | APPEARED | FULLPASS | PASS % | |
| SHIFT – I | ARTS | I | 20 | 14 | 70.00 | 31 | 30 | 96.77 | 86.27 |
| | | II | 15 | 14 | 93.33 | 32 | 32 | 100.00 | 97.87 |
| | SCIENCE | I | 12 | 9 | 75.00 | 50 | 36 | 72.00 | 72.58 |
| | | II | 10 | 8 | 80.00 | 39 | 38 | 97.44 | 93.88 |
| SHIFT – II | ARTS | I | 20 | 16 | 80.00 | 50 | 47 | 94.00 | 90.00 |
| | | II | 28 | 26 | 92.86 | 22 | 22 | 100.00 | 96.00 |
| | SCIENCE | I | 28 | 17 | 60.71 | 66 | 57 | 86.36 | 78.72 |
| | | II | 13 | 11 | 84.62 | 38 | 36 | 94.74 | 92.16 |
| OVERALL TOTAL | | | 146 | 115 | 78.77 | 328 | 298 | 90.85 | 87.13 |

Highlights of PG performance in shifts I & II

- The pass percentage of PG courses in shift - I is 88% and shift - II is 89%.
- The female students of shifts - I and II have performed better than male students of shifts - I and II courses.
- Shift - II arts and science students have performed better than shift - I arts and science students.
- It is commendable that II year PG science students have performed better than I year students.

Figure 4: Gender - wise performance in PG courses



Highlights of gender -wise performance in PG courses

- It is commendable that the male students of I year PG science students have performed better than female students.
- It is also commendable that female students have performed very well in both arts and science courses.

Part - III: Results Analysis

Table 7: Pass rates in oral exams of UG General English

| SEM | SUBJECT | APPEARED | PASS % |
|-----|----------------------|----------|--------|
| II | General English – II | 950 | 99 |
| IV | General English – IV | 520 | 99 |

Table 8: Pass rates in online examinations

| SEM | SUBJECT | APPEARED | PASS % |
|-----|-------------------------------|----------|--------|
| II | Numerical Ability (Shift - I) | 51 | 78 |
| | Numerical Ability (Shift - I) | 39 | 67 |

Table 9: Pass rates in practical examinations of UG arts courses

| DEPARTMENTS | SEM | APPEARED | PASS % |
|-----------------------------------|-----|----------|--------|
| B.A. TAMIL | II | 39 | 100 |
| B.A. ECONOMICS | VI | 40 | 100 |
| B.A . ENGLISH [SHIFT-I] | IV | 66 | 100 |
| B.A . ENGLISH [SHIFT-II] | IV | 55 | 100 |
| B.COM. COMMERCE (VOC.) [SHIFT-I] | IV | 20 | 100 |
| | VI | 17 | 100 |
| B.COM. COMMERCE (VOC.) [SHIFT-II] | II | 61 | 86.89 |
| | IV | 27 | 100 |
| | VI | 21 | 95.45 |
| B.COM. CORP.SEC | VI | 52 | 84.62 |

- The pass percentage of semester practical exams of UG arts courses is above 85%.

Table 10: Pass rates in practical exams of UG science courses

| DEPARTMENTS | SEM | APPEARED | PASS % | DEPARTMENTS | SEM | APPEARED | PASS % |
|--------------------|-----|----------|--------|-------------------------|-----|----------|--------|
| B.SC. MATHS [S-I] | II | 53 | 100 | B.SC. BOTANY | II | 33 | 90.81 |
| B.SC. MATHS [S-II] | II | 44 | 100 | | IV | 34 | 92.65 |
| B.SC. PHYSICS | II | 52 | 78.85 | | VI | 34 | 97.06 |
| | IV | 48 | 100 | B.SC. ZOOLOGY | II | 41 | 95.15 |
| | VI | 47 | 100 | | IV | 43 | 90.67 |
| B.SC. VIS. COMM. | II | 38 | 100 | | VI | 33 | 91.16 |
| | IV | 32 | 90.71 | B.SC. COMP. SCI. [S-I] | II | 51 | 86..27 |
| | VI | 32 | 90.67 | | IV | 46 | 83.55 |
| B.SC. CHEMISTRY | II | 48 | 97.92 | | VI | 46 | 98.91 |
| | IV | 47 | 91.49 | B.SC. COMP. SCI. [S-II] | II | 44 | 93.18 |
| | VI | 44 | 99.26 | | IV | 44 | 92.43 |
| | | | | | VI | 45 | 100 |

- The pass percentage of semester practical exams of UG science courses is above 84%.

Table 11: Pass rates in practical exams of PG arts courses

| DEPARTMENTS | SEM | APPEARED | PASS % |
|--------------------|-----|----------|--------|
| M.A. ENGLISH | IV | 26 | 100 |
| M.S.W. SOCIAL WORK | II | 24 | 100 |
| | IV | 14 | 100 |
| M.A. ECONOMICS | IV | 10 | 100 |
| M.B.A. | II | 36 | 100 |

- It is commendable that PG arts students have performed very well in practical exams.

Table 12: Pass rates in practical exams of PG science courses

| DEPARTMENTS | SEM | APPEARED | PASS % |
|------------------------------|-----|----------|--------|
| M.SC. PHYSICS | II | 24 | 100 |
| M.SC. MATHEMATICS (SHIFT-I) | II | 27 | 100 |
| M.SC. MATHEMATICS (SHIFT-II) | II | 24 | 100 |
| M.SC. BOTANY | II | 11 | 84.62 |
| | IV | 13 | 100 |
| M.SC. ZOOLOGY | II | 22 | 97.73 |
| | IV | 11 | 100 |
| M.SC. CHEMISTRY | II | 22 | 100 |
| | IV | 13 | 100 |
| M.SC. COMPUTER SCIENCE | II | 24 | 100 |
| | IV | 15 | 100 |
| M.SC. INFORMATION TECHNOLOGY | IV | 5 | 100 |
| M.C.A | II | 17 | 100 |
| | IV | 22 | 100 |

- The pass percentage of semester practical exams of PG science courses is above 85%.

Table 13 : Pass rates in final year UG Dissertations

| DEPARTMENT NAME | PASS % | MINIMUM MARKS | MAXIMUM MARKS |
|-----------------------------------|--------|---------------|---------------|
| B.A. ECONOMICS | 100 | 51 | 94 |
| B.COM. COMMERCE (VOC.) [SHIFT-I] | 100 | 51 | 97 |
| B.COM. COMMERCE (VOC.) [SHIFT-II] | 100 | 40 | 90 |
| B.B.A. BUSINESS ADMINISTRATION | 100 | 40 | 97 |
| B.SC. VISUAL COMMUNICATION | 100 | 70 | 94 |
| B.SC. ZOOLOGY | 94.44 | 53 | 87 |
| B.SC. COMPUTER SCIENCE [SHIFT-I] | 100 | 73 | 98 |
| B.SC. COMPUTER SCIENCE [SHIFT-II] | 100 | 70 | 94 |

- The pass percentage in final year UG dissertations is above 87%.

Table 14 : Pass rates in final year PG Dissertations

| DEPARTMENT NAME | PASS % | MINIMUM MARKS | MAXIMUM MARKS |
|--|--------|---------------|---------------|
| M.A. ENGLISH LITERATURE | 96.15 | 57 | 73 |
| M.A. TAMIL | 100 | 76 | 89 |
| M.S.W. SOCIAL WORK | 100 | 57 | 84 |
| M.A. ECONOMICS | 100 | 75 | 93 |
| M.COM. COMMERCE | 100 | 73 | 90 |
| M.SC. PHYSICS | 100 | 76 | 90 |
| M.SC. MATHEMATICS | 100 | 74 | 97 |
| M.SC. BOTANY | 92.31 | 53 | 83 |
| M.SC. ZOOLOGY | 100 | 75 | 87 |
| M.SC. CHEMISTRY | 100 | 58 | 80 |
| M.SC. COMPUTER SCIENCE | 100 | 74 | 96 |
| M.SC. INFORMATION TECHNOLOGY | 100 | 74 | 91 |
| M.B.A. MASTER OF BUSINESS ADMINISTRATION | 100 | 70 | 98 |
| M.C.A MASTER OF COMPUTER APPLICATION | 100 | 59 | 94 |

- The pass percentage in final year PG dissertations is above 73%.

Table 15: Pass rates in extra credit courses

| UG | | | |
|-------|----------|----------|--------|
| SEM | APPEARED | FULLPASS | PASS % |
| II | 18 | 16 | 88.89 |
| IV | 12 | 11 | 91.67 |
| VI | 37 | 36 | 97.30 |
| PG | | | |
| II | 7 | 7 | 100 |
| IV | 1 | 1 | 100 |
| MBA | | | |
| II | 34 | 22 | 64.71 |
| TOTAL | 109 | 93 | 85.32 |

- It is highly commendable that the students who appeared for ECC have secured 85% pass.

Table 16 : Major - wise results of UG (semester VI) 2015 batch students

| MAJOR | | MALE STUDENTS | | | FEMALE STUDENTS | | | TOTAL |
|----------------------|------------------------|---------------|------------|--------------|-----------------|------------|--------------|---------------|
| | | APPEARED | FULL PASS | PASS % | APPEARED | FULL PASS | PASS % | PASS % |
| B.A. | ECONOMICS | 28 | 20 | 71.43 | 16 | 15 | 93.75 | 79.55 |
| B.A. | TAMIL | 21 | 19 | 90.48 | 15 | 15 | 100.00 | 94.44 |
| B.A. | ENGLISH LIT.[S-I] | 13 | 13 | 100.00 | 46 | 46 | 100.00 | 100.00 |
| B.A. | ENGLISH LIT. [S-II] | 23 | 23 | 100.00 | 29 | 28 | 96.55 | 98.08 |
| B.COM. | COMMERCE (GEN.) [S-I] | 10 | 6 | 60.00 | 31 | 31 | 100.00 | 90.24 |
| B.COM. | COMMERCE (VOC.) [S-I] | 10 | 7 | 70.00 | 8 | 7 | 87.50 | 77.78 |
| B.COM. | COMMERCE (GEN.) [S-II] | 22 | 21 | 95.45 | 8 | 8 | 100.00 | 96.67 |
| B.COM. | COMMERCE (VOC.) [S-II] | 12 | 11 | 91.67 | 10 | 9 | 90.00 | 90.91 |
| B.SC. | MATHEMATICS [S-I] | 10 | 7 | 70.00 | 36 | 35 | 97.22 | 91.30 |
| B.SC. | MATHEMATICS [S-II] | 15 | 14 | 93.33 | 29 | 28 | 96.55 | 95.45 |
| B.SC. | PHYSICS | 13 | 13 | 100.00 | 34 | 33 | 97.06 | 97.87 |
| B.SC. | VIS. COMM. | 31 | 19 | 61.29 | 5 | 5 | 100.00 | 66.67 |
| B.SC. | CHEMISTRY | 27 | 25 | 92.59 | 18 | 18 | 100.00 | 95.56 |
| B.B.A. | | 31 | 29 | 93.55 | 19 | 19 | 100.00 | 96.00 |
| B.SC. | BOTANY | 8 | 6 | 75.00 | 26 | 20 | 76.92 | 76.47 |
| B.COM. | CORPORATE | 33 | 23 | 69.70 | 19 | 14 | 73.68 | 71.15 |
| B.SC. | ZOOLOGY | 11 | 6 | 54.55 | 25 | 22 | 88.00 | 77.78 |
| B.SC. | COMP. SCI. [S-I] | 20 | 19 | 95.00 | 27 | 25 | 92.59 | 93.62 |
| B.SC. | COMP. SCI. [S-II] | 28 | 27 | 96.43 | 17 | 17 | 100.00 | 97.78 |
| OVERALL TOTAL | | 366 | 308 | 84.15 | 418 | 395 | 94.50 | 89.67 |

- It is commendable that almost all III year UG major students have secured more than 70% pass.
- It is a concern to note that III B.Sc. Visual Communication, III B.Com. (Shift - I Voc.) and Corporate Secretaryship have secured low pass percentages.

Table 17: Major - wise performance of UG (semester - IV) 2016 batch students

| MAJOR | | MALE | | | FEMALE | | | TOTAL PASS % |
|---------------|----------------------------|----------|----------|--------|----------|----------|--------|-----------------|
| | | STUDENTS | | | STUDENTS | | | |
| | | APPEARED | FULLPASS | PASS % | APPEARED | FULLPASS | PASS % | |
| B.A. | ECONOMICS | 44 | 22 | 50.00 | 14 | 10 | 71.43 | 55.17 |
| B.A. | TAMIL | 27 | 11 | 40.74 | 13 | 10 | 76.92 | 52.50 |
| B.A. | ENGLISH LIT.[S-I] | 14 | 11 | 78.57 | 52 | 44 | 84.62 | 83.33 |
| B.A. | ENGLISH LIT. [S-II] | 24 | 14 | 58.33 | 32 | 27 | 84.38 | 73.21 |
| B.COM. | COMMERCE (GEN.) [S-I] | 12 | 10 | 83.33 | 35 | 31 | 88.57 | 87.23 |
| B.COM. | COMMERCE (VOC.) [S-I] | 7 | 5 | 71.43 | 14 | 10 | 71.43 | 71.43 |
| B.COM. | COMMERCE (GEN.) [S-II] | 16 | 11 | 68.75 | 11 | 9 | 81.82 | 74.07 |
| B.COM. | COMMERCE (VOC.) [S-II] | 14 | 7 | 50.00 | 13 | 11 | 84.62 | 66.67 |
| B.SC. | MATHEMATICS [S-I] | 8 | 6 | 75.00 | 43 | 36 | 83.72 | 82.35 |
| B.SC. | MATHEMATICS [S-II] | 10 | 8 | 80.00 | 31 | 31 | 100.00 | 95.12 |
| B.SC. | PHYSICS | 18 | 14 | 77.78 | 30 | 26 | 86.67 | 83.33 |
| B.SC. | VISUAL COMMUNICATION | 32 | 18 | 56.25 | 4 | 4 | 100.00 | 61.11 |
| B.SC. | CHEMISTRY | 22 | 14 | 63.64 | 25 | 21 | 84.00 | 74.47 |
| B.B.A. | BUSINESS ADMINISTRATION | 36 | 16 | 44.44 | 16 | 15 | 93.75 | 59.62 |
| B.SC. | BOTANY | 12 | 5 | 41.67 | 22 | 14 | 63.64 | 55.88 |
| B.COM. | CORPORATE SECRETARYSHIP | 26 | 14 | 53.85 | 25 | 22 | 88.00 | 70.59 |
| B.SC. | ZOOLOGY | 20 | 10 | 50.00 | 23 | 19 | 82.61 | 67.44 |
| B.SC. | COMPUTER SCIENCE [S-I] | 20 | 9 | 45.00 | 27 | 20 | 74.07 | 61.70 |
| B.SC. | COMPUTER SCIENCE [S-II] | 33 | 20 | 60.61 | 11 | 9 | 81.82 | 65.91 |
| OVERALL TOTAL | | 395 | 225 | 56.96 | 441 | 369 | 83.67 | 71.05 |

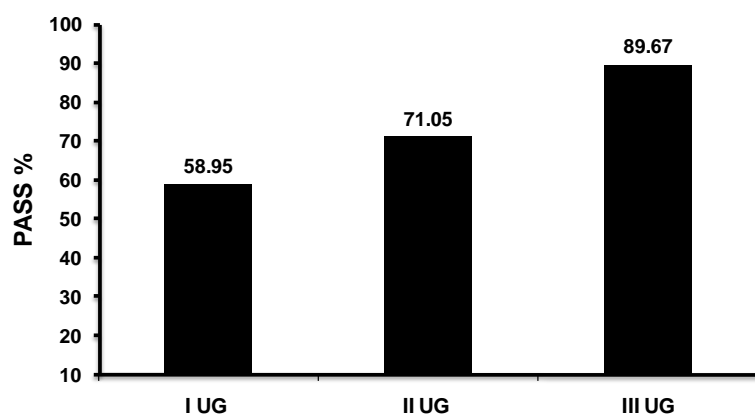
- It is commendable that II B.Sc., Maths, Physics and Chemistry, II B.A. English Literature (shift-I) II B.Com. (shift - I, Gen &Voc, shift-II Gen.) and Corporate Secretaryship have secured more than 70%.It is a concern to note that II B.Sc., Botany, Zoology and Computer Science, II B.A. Economics, Tamil, English Literature (shift - II), II B.Com. (shift - I, Voc.) and Business Administration have secured low pass percentages.

Table 18: Major - wise performance of UG (semester - II) 2017 batch students

| MAJOR | | MALE STUDENTS | | | FEMALE STUDENTS | | | TOTAL PASS % |
|----------------------|----------------------------|---------------|------------|--------------|-----------------|------------|--------------|--------------------|
| | | APPEARED | FULLPASS | PASS % | APPEARED | FULLPASS | PASS % | |
| B.A. | ECONOMICS | 41 | 18 | 43.90 | 15 | 6 | 40.00 | 42.86 |
| B.A. | TAMIL | 28 | 8 | 28.57 | 13 | 6 | 46.15 | 34.15 |
| B.A. | ENGLISH LIT.[S-I] | 29 | 23 | 79.31 | 39 | 26 | 66.67 | 72.06 |
| B.A. | ENGLISH LIT. [S-II] | 27 | 13 | 48.15 | 32 | 26 | 81.25 | 66.10 |
| B.COM. | COMMERCE (GEN.) [S-I] | 37 | 25 | 67.57 | 36 | 33 | 91.67 | 79.45 |
| B.COM. | COMMERCE (GEN.) [S-II] | 28 | 12 | 42.86 | 30 | 27 | 90.00 | 67.24 |
| B.COM. | COMMERCE (VOC.) [S-II] | 31 | 12 | 38.71 | 32 | 23 | 71.88 | 55.56 |
| B.SC. | MATHEMATICS [SHIFT-I] | 17 | 13 | 76.47 | 36 | 31 | 86.11 | 83.02 |
| B.SC. | MATHEMATICS [SHIFT-II] | 20 | 11 | 55.00 | 24 | 20 | 83.33 | 70.45 |
| B.SC. | PHYSICS | 26 | 20 | 76.92 | 26 | 18 | 69.23 | 73.08 |
| B.SC. | VISUAL COMMUNICATION | 31 | 11 | 35.48 | 7 | 5 | 71.43 | 42.11 |
| B.SC. | CHEMISTRY | 28 | 10 | 35.71 | 20 | 15 | 75.00 | 52.08 |
| B.B.A. | BUSINESS ADMINISTRATION | 50 | 14 | 28.00 | 11 | 8 | 72.73 | 36.07 |
| B.SC. | BOTANY | 12 | 5 | 41.67 | 22 | 9 | 40.91 | 41.18 |
| B.COM. | CORPORATE SECRETARYSHIP | 47 | 12 | 25.53 | 17 | 14 | 82.35 | 40.63 |
| B.SC. | ZOOLOGY | 17 | 8 | 47.06 | 26 | 14 | 53.85 | 51.16 |
| B.SC. | COMP. SCI. [SHIFT-I] | 31 | 20 | 64.52 | 20 | 17 | 85.00 | 72.55 |
| B.SC. | COMP. SCI. [SHIFT-II] | 31 | 14 | 45.16 | 13 | 13 | 100.00 | 61.36 |
| OVERALL TOTAL | | 531 | 249 | 46.89 | 419 | 311 | 74.22 | 58.95 |

- It is commendable that I B.Sc., Maths (Shift - I), Physics, Computer Science (Shift-I) and I B.Com. (shift - I, Gen.) have secured more than 70% pass whereas all other II year major students have secured low pass percentages.

**Figure 5 : Progressive performance of UG students
(Semester exam, April/May 2018)**



- 'Transformation effect' of UG students.

Table 19: Major - wise performance of PG (Semester - IV) 2016 batch students

| MAJOR | | MALE STUDENTS | | FEMALE STUDENTS | | NO. OF FULL PASS | TOTAL PASS % |
|----------------------|----------------------------|---------------|-----------|-----------------|------------|------------------|---------------|
| | | APPEARED | FULL PASS | APPEARED | FULL PASS | | |
| M.A. | FOLKLORE AND COMMUNICATION | 2 | 1 | 2 | 2 | 3 | 75.00 |
| M.A. | ENGLISH LITERATURE | 8 | 6 | 18 | 18 | 24 | 92.31 |
| M.A. | TAMIL | 3 | 3 | 15 | 15 | 18 | 100.00 |
| M.S.W. | SOCIAL WORK | 12 | 12 | 2 | 2 | 14 | 100.00 |
| M.A. | ECONOMICS | 8 | 8 | 2 | 2 | 10 | 100.00 |
| M.COM. | COMMERCE | 10 | 10 | 15 | 15 | 25 | 100.00 |
| M.SC. | PHYSICS | 4 | 4 | 14 | 14 | 18 | 100.00 |
| M.SC. | MATHEMATICS | 2 | 1 | 23 | 22 | 23 | 92.00 |
| M.SC. | BOTANY | 2 | 1 | 11 | 11 | 12 | 92.31 |
| M.SC. | ZOOLOGY | 6 | 6 | 5 | 5 | 11 | 100.00 |
| M.SC. | CHEMISTRY | 3 | 1 | 10 | 8 | 9 | 69.23 |
| M.SC. | COMPUTER SCIENCE | 4 | 4 | 11 | 11 | 15 | 100.00 |
| M.SC. | INFORMATION TECHNOLOGY | 2 | 2 | 3 | 3 | 5 | 100.00 |
| OVERALL TOTAL | | 66 | 59 | 131 | 128 | 187 | 94.92 |

- It is highly commendable that II M.Sc., Physics, Zoology, Computer Science, Information Technology and II M.A. Economics, II M.Com. and II M.S.W. have secured 100 % pass.

Table 20: Major - wise performance of PG (semester - II) 2017 batch students

| MAJOR | | MALE STUDENTS | | FEMALE STUDENTS | | NO. OF FULLPASS | TOTAL PASS % |
|----------------------|----------------------------|---------------|-----------|-----------------|------------|-----------------|---------------|
| | | APPEARED | FULLPASS | APPEARED | FULLPASS | | |
| M.A. | FOLKLORE AND COMMUNICATION | 3 | 1 | 3 | 3 | 4 | 66.67 |
| M.A. | ENGLISH LITERATURE | 5 | 4 | 28 | 28 | 32 | 96.97 |
| M.A. | TAMIL | 1 | 1 | 17 | 17 | 18 | 100.00 |
| M.S.W. | SOCIAL WORK | 12 | 11 | 13 | 12 | 23 | 92.00 |
| M.A. | ECONOMICS | 3 | 1 | 9 | 7 | 8 | 66.67 |
| M.COM. | COMMERCE | 16 | 12 | 11 | 10 | 22 | 81.48 |
| M.SC. | PHYSICS | 4 | 1 | 20 | 18 | 19 | 79.17 |
| M.SC. | MATHEMATICS (S- I) | 6 | 6 | 21 | 18 | 24 | 88.89 |
| M.SC. | MATHEMATICS (S- II) | 5 | 4 | 19 | 14 | 18 | 75.00 |
| M.SC. | BOTANY | 3 | 1 | 10 | 2 | 3 | 23.08 |
| M.SC. | ZOOLOGY | 3 | 2 | 19 | 16 | 18 | 81.82 |
| M.SC. | CHEMISTRY | 9 | 5 | 13 | 11 | 16 | 72.73 |
| M.SC. | COMPUTER SCIENCE | 10 | 7 | 14 | 14 | 21 | 87.50 |
| OVERALL TOTAL | | 80 | 56 | 197 | 170 | 226 | 81.59 |

- It is commendable that all departments except I M.Sc., Botany (23%) and I M.A. Folklore (67%) have secured more than 73% pass. In I M.Sc., Botany, number of students failed in Plant Diversity II, Taxonomy of Angiosperms and Research Methodology.

Table 21: M.C.A. Results

| YEAR | MALE STUDENTS | | | FEMALE STUDENTS | | | TOTAL PASS % |
|----------------------|---------------|-----------|--------------|-----------------|-----------|--------------|---------------|
| | APPEARED | FULLPASS | PASS % | APPEARED | FULLPASS | PASS % | |
| I | 6 | 6 | 100.00 | 11 | 11 | 100.00 | 100.00 |
| II | 12 | 10 | 83.33 | 10 | 9 | 90.00 | 86.36 |
| III | 5 | 5 | 100.00 | 14 | 13 | 92.86 | 94.74 |
| OVERALL TOTAL | 23 | 21 | 91.30 | 35 | 33 | 94.29 | 93.10 |

Table 22: M.B.A. Results

| YEAR | MALE STUDENTS | | | FEMALE STUDENTS | | | TOTAL PASS % |
|--------------------------|---------------|-----------|--------------|-----------------|-----------|--------------|--------------------|
| | APPEARED | FULLPASS | PASS % | APPEARED | FULLPASS | PASS % | |
| I | 22 | 14 | 63.64 | 14 | 9 | 64.29 | 63.89 |
| II | 11 | 11 | 100.00 | 15 | 15 | 100.00 | 100.00 |
| OVERALL TOTAL | 33 | 25 | 75.76 | 29 | 24 | 82.76 | 79.03 |

- It is highly commendable that II MBA students have secured 100% Pass.
- It is a concern to note that I MBA students have secured only 64% pass because of more failure in Papers: Business Environment and Law (77%) and ECC: Banking and Insurance Practices (65%).

Table 23 : M.PHIL Results

| MAJOR | MALE STUDENTS | | | FEMALE STUDENTS | | | TOTAL PASS % |
|--------------------|---------------|-----------|-------------|-----------------|-----------|-------------|--------------------|
| | APPEARED | FULLPASS | PASS % | APPEARED | FULLPASS | PASS % | |
| TAMIL | 7 | 7 | 100% | 3 | 3 | 100% | 100% |
| MATHEMATICS | 12 | 12 | 100% | 2 | 2 | 100% | 100% |
| COMMERCE | - | - | 100% | 4 | 4 | 100% | 100% |
| COMMERCE | 1 | 1 | 100% | 3 | 3 | 100% | 100% |
| ENGLISH | 5 | 5 | 100% | 8 | 8 | 100% | 100% |
| OVERALL | 24 | 24 | 100% | 17 | 17 | 100% | 100% |

- It is highly commendable that M.Phil., students have secured 100% Pass.

Table 24 :Supplementary Exam June 2018

| Course | Appeared | Passed | %PASS | Absentees |
|-----------|----------|--------|------------|-----------|
| UG | 168 | 114 | 68% | 1 |
| PG | 31 | 26 | 84% | Nil |

Table 25 :Revaluation:

| Course | Arts | Science | Total |
|-----------|------------|------------|------------|
| UG | 168 | 114 | 68% |

- No revaluation for PG

Part - IV :Outgoing graduates/Post graduates, April - 2018

TABLE 26 : PASSED OUT STUDENTS OF UG 2015 BATCH

| MAJOR | | APPEARED | | 1 st CLASS WITH DISTINCTION | | | | | | | | | 1 st CLASS | | | 2 nd CLASS | | | 3 rd CLASS | | | TOTAL FULL PASS | | | OVERALL PASS % |
|----------------|-------------------------|----------|----|--|---|---|-----|----|----|-----|----|----|-----------------------|----|----|-----------------------|----|----|-----------------------|---|---|-----------------|----|----|----------------|
| | | | | GRADE | | | | | | | | | | | | | | | | | | | | | |
| | | | | O | | | A+ | | | A | | | B+ | | | B | | | C | | | | | | |
| | | M | F | | M | F | TOT | M | F | TOT | M | F | TOT | M | F | TOT | M | F | TOT | M | F | TOT | | | |
| B.A. | ECONOMICS | 31 | 16 | - | - | - | - | - | - | 1 | 1 | 2 | 1 | 3 | 4 | 13 | 7 | 20 | 1 | 1 | 2 | 16 | 12 | 28 | 59.57 |
| | TAMIL | 25 | 15 | - | - | - | - | - | - | - | 1 | 1 | 5 | 3 | 8 | 7 | 7 | 14 | 1 | 2 | 3 | 13 | 13 | 26 | 65.00 |
| | ENGLISH [S-I] | 13 | 46 | - | - | - | - | 1 | 1 | - | 15 | 15 | 4 | 12 | 16 | 4 | 14 | 18 | 4 | 3 | 7 | 12 | 45 | 57 | 96.61 |
| | ENGLISH [S-II] | 24 | 29 | - | - | - | - | - | - | 2 | 8 | 10 | 4 | 9 | 13 | 12 | 9 | 21 | 4 | - | 4 | 22 | 26 | 48 | 90.57 |
| B.Com. | GENERAL [S-I] | 11 | 32 | - | - | - | - | 2 | 2 | 1 | 12 | 13 | 2 | 10 | 12 | 1 | 7 | 8 | 2 | - | 2 | 6 | 31 | 37 | 86.05 |
| | VOC. [S-I] | 11 | 8 | - | - | - | 1 | 1 | 2 | 1 | 2 | 3 | 2 | 3 | 5 | 2 | 1 | 3 | - | - | - | 6 | 7 | 13 | 68.42 |
| | GENERAL [S-II] | 22 | 8 | - | - | - | 1 | 2 | 3 | 3 | 3 | 6 | 7 | 1 | 8 | 4 | 1 | 5 | 2 | - | 2 | 17 | 7 | 24 | 80.00 |
| | VOC.[S-II] | 13 | 10 | - | - | - | - | - | - | 1 | 5 | 6 | 2 | 2 | 4 | 2 | 1 | 3 | - | - | - | 5 | 8 | 13 | 56.52 |
| | CORPORATE | 33 | 19 | - | - | - | - | 2 | 2 | 4 | 2 | 6 | 4 | 5 | 9 | 13 | 4 | 17 | 1 | - | 1 | 22 | 13 | 35 | 67.31 |
| B.B.A. | BUSINESS ADMINISTRATION | 31 | 19 | - | - | - | - | - | - | 1 | 3 | 4 | 4 | 8 | 12 | 17 | 7 | 24 | - | - | - | 22 | 18 | 40 | 80.00 |
| B.Sc. | MATHS [S-I] | 10 | 36 | - | 3 | 3 | - | 14 | 14 | - | 9 | 9 | 4 | 5 | 9 | 2 | 2 | 4 | - | - | - | 6 | 33 | 39 | 84.78 |
| | MATHS [S-II] | 15 | 29 | - | 1 | 1 | 3 | 6 | 9 | 7 | 14 | 21 | 3 | 7 | 10 | 1 | | 1 | - | - | - | 14 | 28 | 42 | 95.45 |
| | PHYSICS | 13 | 34 | 1 | 1 | 2 | - | 3 | 3 | - | 10 | 10 | 4 | 17 | 21 | 5 | 2 | 7 | 2 | - | 2 | 12 | 33 | 45 | 95.74 |
| | VIS. COMM. | 34 | 6 | - | - | - | 1 | | 1 | 1 | 2 | 3 | 7 | 2 | 9 | 6 | 1 | 7 | - | - | - | 15 | 5 | 20 | 50.00 |
| | CHEMISTRY | 27 | 18 | - | - | - | 1 | 4 | 5 | 3 | 3 | 6 | 7 | 5 | 12 | 8 | 6 | 14 | 1 | - | 1 | 20 | 18 | 38 | 84.44 |
| | BOTANY | 9 | 26 | - | - | - | - | - | - | 1 | 2 | 3 | 2 | 8 | 10 | 3 | 9 | 12 | - | 1 | 1 | 6 | 20 | 26 | 74.29 |
| | ZOOLOGY | 14 | 25 | - | - | - | - | - | - | - | 2 | 2 | 1 | 7 | 8 | 4 | 12 | 16 | 1 | - | 1 | 6 | 21 | 27 | 69.23 |
| | COMP. SCI. [S-I] | 20 | 27 | - | - | - | - | 1 | 1 | 2 | 7 | 9 | 6 | 8 | 14 | 7 | 7 | 14 | - | - | - | 15 | 23 | 38 | 80.85 |
| | COMP. SCI. [S-II] | 29 | 18 | - | - | - | 1 | 3 | 4 | 2 | 5 | 7 | 6 | 8 | 14 | 15 | 1 | 16 | 2 | - | 2 | 26 | 17 | 43 | 91.49 |
| OVERALL PASS % | | 79% | | | | | | | | | | | | | | | | | | | | | | | |

TABLE 27 : PASSED OUT STUDENTS OF PG 2016 BATCH

| MAJOR | | APPEARED | | | 1 st CLASS WITH DISTINCTION | | | | | | | | | 1 st CLASS | | | 2 nd CLASS | | | TOTAL FULLPASS | | | OVERALL PASS % |
|---------------|----------------------------|----------|----|-----|--|---|-----|----|---|-----|---|---|-----|-----------------------|---|-----|-----------------------|---|-----|----------------|---|----|----------------|
| | | | | | GRADE | | | | | | | | | | | | | | | | | | |
| | | | | | O | | | A+ | | | A | | | B+ | | | B | | | | | | |
| | | M | F | TOT | M | F | TOT | M | F | TOT | M | F | TOT | M | F | TOT | M | F | TOT | | | | |
| M.A. | FOLKLORE AND COMMUNICATION | 2 | 2 | 4 | - | - | - | - | - | - | - | 2 | 2 | 1 | | 1 | - | - | - | 3 | - | 3 | 75.00 |
| | ENGLISH LITERATURE | 8 | 19 | 27 | - | - | - | - | - | - | - | 3 | 3 | 4 | 7 | 11 | 2 | 6 | 8 | 21 | 1 | 22 | 81.48 |
| | TAMIL | 3 | 15 | 18 | - | - | - | - | 1 | 1 | 1 | 6 | 7 | 1 | 6 | 7 | 1 | 1 | 2 | 16 | 1 | 17 | 94.44 |
| | ECONOMICS | 8 | 2 | 10 | - | - | - | - | 1 | 1 | 2 | - | 2 | 5 | 1 | 6 | 1 | - | 1 | 10 | - | 10 | 100.00 |
| M.S.W. | SOCIAL WORK | 13 | 2 | 15 | - | - | - | - | - | - | 2 | - | 2 | 8 | 1 | 9 | 2 | 1 | 3 | 14 | - | 14 | 93.33 |
| M.COM. | COMMERCE | 10 | 15 | 25 | - | - | - | - | - | - | 3 | 6 | 9 | 2 | 7 | 9 | 4 | 2 | 6 | 23 | 1 | 24 | 96.00 |
| M.SC. | PHYSICS | 4 | 14 | 18 | - | - | - | - | - | - | 2 | 7 | 9 | 2 | 7 | 9 | - | - | - | 17 | 1 | 18 | 100.00 |
| | MATHEMATICS | 2 | 23 | 25 | - | 2 | 2 | - | 7 | 7 | 1 | 7 | 8 | - | 5 | 5 | - | - | - | 21 | 1 | 22 | 88.00 |
| | BOTANY | 2 | 11 | 13 | - | - | - | - | - | - | | 1 | 1 | 1 | 4 | 5 | - | 6 | 6 | 10 | 2 | 12 | 92.31 |
| | ZOOLOGY | 6 | 5 | 11 | - | - | - | - | - | - | 1 | 1 | 2 | 4 | 2 | 6 | 1 | 2 | 3 | 10 | 1 | 11 | 100.00 |
| | CHEMISTRY | 3 | 10 | 13 | - | - | - | - | - | - | | | - | 1 | 8 | 9 | - | - | - | 7 | 2 | 9 | 69.23 |
| | COMPUTER SCIENCE | 4 | 11 | 15 | - | - | - | 1 | 2 | 3 | 2 | 6 | 8 | 1 | 3 | 4 | - | - | - | 15 | - | 15 | 100.00 |
| | INFORMATION TECHNOLOGY | 2 | 3 | 5 | - | - | - | - | - | - | 1 | 3 | 4 | 1 | - | 1 | - | - | - | 5 | - | 5 | 100.00 |
| OVERALLPASS % | | 91% | | | | | | | | | | | | | | | | | | | | | |

TABLE 28 : PASSED OUT STUDENTS OF M.C.A.

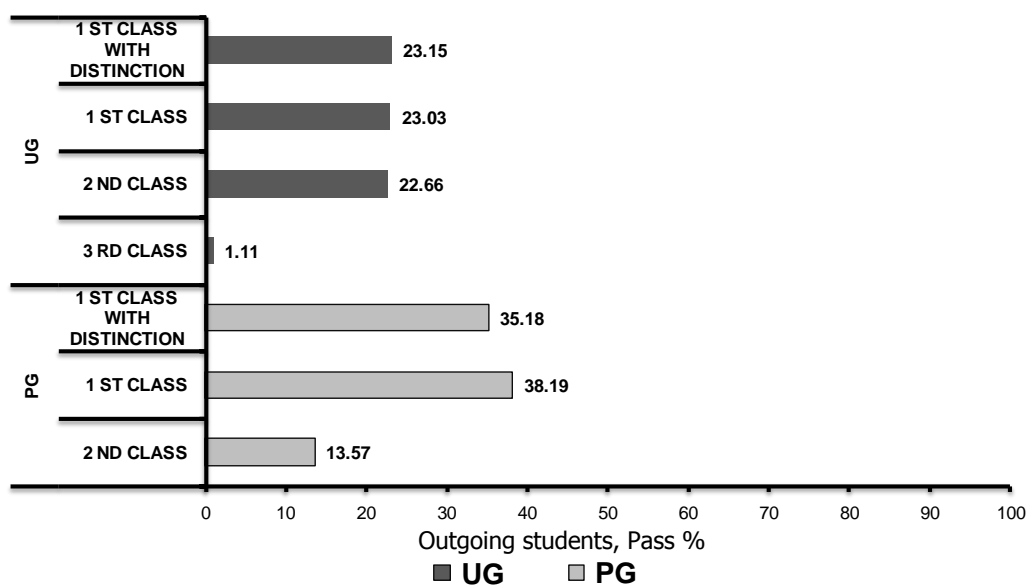
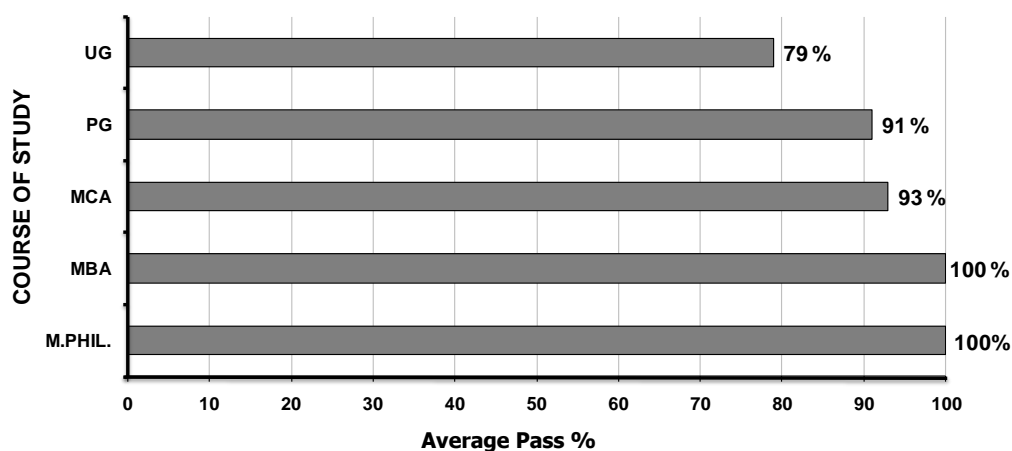
| MALE STUDENTS | | | | | | FEMALE STUDENTS | | | | | | TOTAL FULLPASS |
|---------------|--|----|---|--------------------------|--------------------------|-----------------|--|----|---|--------------------------|--------------------------|-------------------|
| APPEARED | 1 st CLASS WITH DISTINCTION | | | 1 st CLASS | 2 nd CLASS | APPEARED | 1 st CLASS WITH DISTINCTION | | | 1 st CLASS | 2 nd CLASS | |
| | GRADE | | | | | | GRADE | | | | | |
| | O | A+ | A | B+ | B | | O | A+ | A | B+ | B | |
| 5 | - | - | 1 | 4 | - | 14 | - | 2 | 7 | 4 | - | 18 |
| OVERALLPASS % | | | | | | 95% | | | | | | |

TABLE 29 : PASSED OUT STUDENTS OF M.B.A.

| MALE STUDENTS | | | | | | FEMALE STUDENTS | | | | | | TOTAL FULLPASS |
|---------------|--|----|---|--------------------------|--------------------------|-----------------|--|----|---|--------------------------|--------------------------|-------------------|
| APPEARED | 1 st CLASS WITH DISTINCTION | | | 1 st CLASS | 2 nd CLASS | APPEARED | 1 st CLASS WITH DISTINCTION | | | 1 st CLASS | 2 nd CLASS | |
| | GRADE | | | | | | GRADE | | | | | |
| | O | A+ | A | B+ | B | | O | A+ | A | B+ | B | |
| 11 | - | - | 1 | 7 | 3 | 15 | - | - | 3 | 8 | 4 | |
| OVERALLPASS % | | | | | | 100% | | | | | | |

TABLE 30 : PASSED OUT STUDENTS OF M.Phil.

| MAJOR | APPEARED | | | 1 st CLASS WITH DISTINCTION | | | | | | | | | 1 st CLASS | | | 2 nd CLASS | | | TOTAL FULLPASS | | | OVEALL PASS % |
|------------------|----------|----|-----|--|---|-----|----|---|-----|---|---|-----|-----------------------|---|-----|-----------------------|---|-----|----------------|---|----|---------------|
| | | | | GRADE | | | | | | | | | | | | | | | | | | |
| | | | | O | | | A+ | | | A | | | B+ | | | B | | | | | | |
| | M | F | TOT | M | F | TOT | M | F | TOT | M | F | TOT | M | F | TOT | M | F | TOT | | | | |
| TAMIL | 7 | 3 | 10 | - | - | - | - | 1 | 1 | 3 | 6 | 9 | - | - | - | - | - | - | - | - | 10 | 100 |
| MATHEMATICS | 2 | 12 | 14 | - | 4 | 4 | 2 | 6 | 8 | - | 2 | 2 | - | - | - | - | - | - | - | - | 14 | 100 |
| COMMERCE | | 4 | 4 | - | - | - | - | - | - | - | 4 | 4 | - | - | - | - | - | - | - | - | 4 | 100 |
| COMPUTER SCIENCE | 1 | 3 | 4 | - | - | - | 1 | 3 | 4 | - | - | - | - | - | - | - | - | - | - | - | 4 | 100 |
| ENGLISH | - | 8 | 13 | - | - | - | - | - | - | 1 | 5 | 6 | 4 | 2 | 6 | - | 1 | 1 | - | - | 13 | 100 |
| OVERALLPASS % | 100% | | | | | | | | | | | | | | | | | | | | | |

Figure 6: Outgoing students with Exam scores April - 2018**Figure 7: Overall Ranking of final outcome of graduates and post graduates April - 2018**

Part - V : Summary of Performance Analysis

UG Courses

The average pass percentage of UG courses is 72%. In UG courses, the shift-I students performed better (76%) than shift - II students (71%). It is commendable that almost all III year UG major students have secured more than 70 % pass except III B.Sc., Visual Communication, III B.Com. (shift - I Voc.) and Corporate Secretaryship. It is also commendable that most of the II year UG Science and Arts departments have secured more than 70% pass. It is a concern to note that most of the I year major students have secured low pass percentages except Maths, Physics and Computer science.

PG and M.Phil. Courses

The pass percentage of PG Courses in shift - I is 88% and shift - II is 89%. The pass percentage of MCA is 93% and MBA is 79%. The II year PG students of both arts and science courses have performed better than I year PG students. It is highly commendable that II M.Sc., Physics, Zoology, Computer Science, Information Technology and II M.A., Economics, II M.Com., and II M.S.W. have secured 100% pass. It is also commendable that all departments except I M.Sc., Botany have secured more than 72% pass. It is worth noting that the even semester exam results are better than odd semester result.

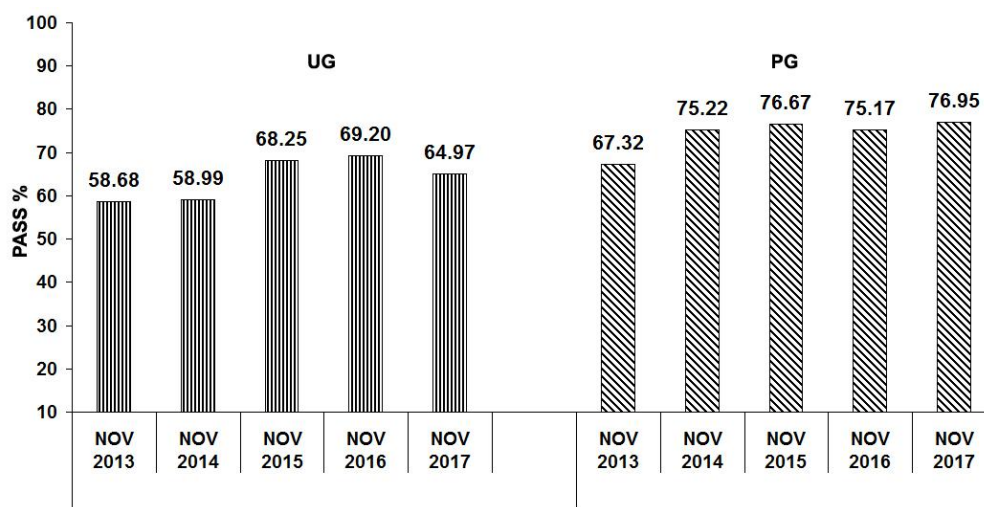
SEMESTER RESULTS, NOVEMBER – 2017

The odd semester examinations were conducted from 8th November to 20th November 2017 for 3282 students with great confidence setting more than 577 questions by external experts. About 422 teachers valued the answer scripts for 7 days and the results were duly scrutinized in a meeting of 27 - member Awards Committee held on 11th December 2017. About 2216 students passed with an overall pass percentage of 68%. The average pass rates of UG courses is 65% and PG courses is 77%.

Table 1: Dates of examinations, central valuation and publication of results.

| <u>Continuous Internal Assessment, CIA</u> | |
|---|--------------------------|
| I CIA Written Exams | 10-08-2017 to 18-08-2017 |
| II CIA Written Exams | 24-10-2017 to 28-08-2017 |
| Publication of CIA Marks | 07-11-2017 |
| <u>Semester Exam</u> | |
| Practicals | 30-10-2017 to 07-11-2017 |
| Theory | 08-11-2017 to 20-11-2017 |
| <u>Oral/Viva voce</u> | |
| General English (Oral Exam) | 12-10-2017 to 14-10-2017 |
| <u>Valuation</u> | |
| Foundation Course | 17-11-2017 to 18-11-2017 |
| Languages | 21-11-2017 to 24-11-2017 |
| Major, Allied, Elective | 22-11-2017 to 24-11-2017 |
| <u>Publication of Results</u> | |
| ODD Semester | 11-12-2017 |

Figure 1: Graphical representation of ODD semester results from November-2013 to November-2017



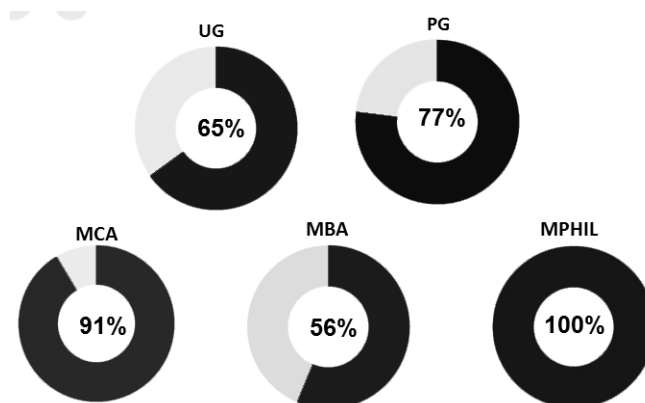
Highlights of overall pass rates: Last 5 years

- During the last 5 years, the average pass percentage of odd semester is 69%.
- The average pass rates of UG courses is 65% and PG courses is 74% in the 5-year period.
- The pass percentage of PG courses is consistently more than UG courses in odd semester exams.

Table 2: Overall results of ODD semester exam, November - 2017

| Course | Male Students | | | Female Students | | | Total Pass % |
|---------------|---------------|------------|--------------|-----------------|-------------|--------------|--------------|
| | Appeared | FullPass | Pass % | Appeared | FullPass | Pass % | |
| UG | 1331 | 675 | 50.71 | 1298 | 1033 | 79.58 | 64.97 |
| PG | 153 | 107 | 69.93 | 333 | 267 | 80.18 | 76.95 |
| MCA | 23 | 20 | 86.96 | 35 | 33 | 94.29 | 91.38 |
| MBA | 34 | 17 | 50.00 | 30 | 19 | 63.33 | 56.25 |
| M.PHIL | 11 | 11 | 100 | 34 | 34 | 100 | 100 |
| Overall Total | 1552 | 830 | 53.48 | 1730 | 1386 | 80.12 | 67.52 |

Figure 2: Graphical representation of pass rates in ODD semester exam, November – 2017



Highlights of overall pass rates in ODD semester exam November - 2017

- The overall pass percentage of UG courses is 65% and PG courses is 77%.
- The pass percentage of MCA is 91% and MBA is 56%.
- It is noteworthy that M.Phil students have secured 100% pass.
- Of the 9malpractice cases in the odd semester examinations, 6 students are from practical examinations and 3 students are from theory examinations.

Table3: pass percentages of UG courses in shifts – I& II

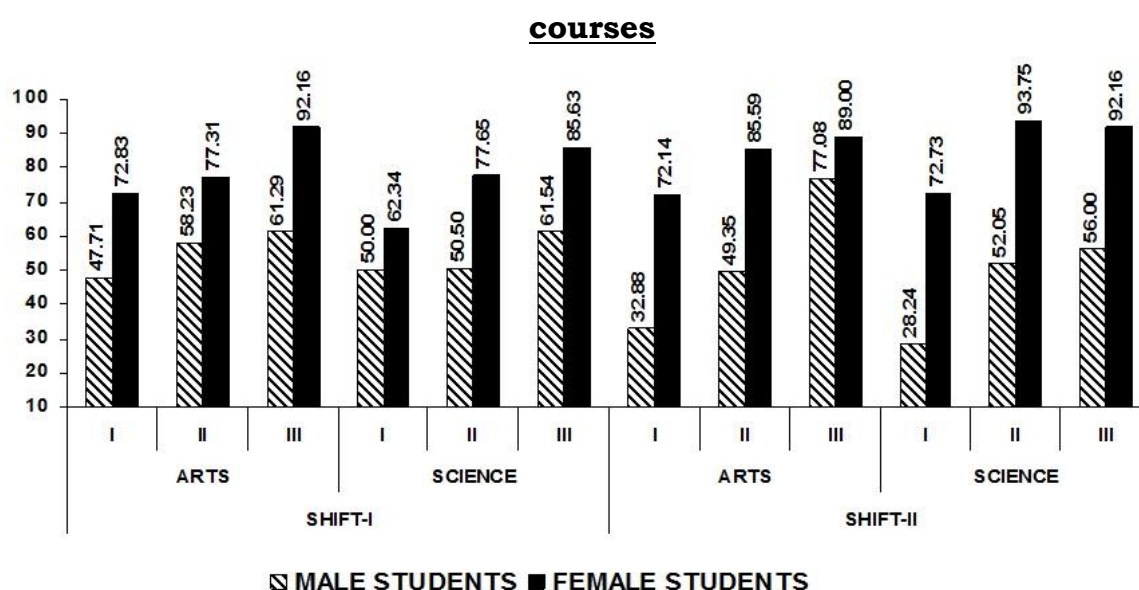
| Course | | YEAR | Male Students | | | Female Students | | | Total Pass % |
|---------------|---------|------|---------------|----------|--------|-----------------|----------|--------|-----------------|
| | | | Appeared | FullPass | Pass % | Appeared | FullPass | Pass % | |
| SHIFT-I | Arts | I | 109 | 52 | 47.71 | 92 | 67 | 72.83 | 59.20 |
| | | II | 79 | 46 | 58.23 | 119 | 92 | 77.31 | 69.70 |
| | | III | 62 | 38 | 61.29 | 102 | 94 | 92.16 | 80.49 |
| | Science | I | 136 | 68 | 50.00 | 154 | 96 | 62.34 | 56.55 |
| | | II | 101 | 51 | 50.50 | 170 | 132 | 77.65 | 67.53 |
| | | III | 91 | 56 | 61.54 | 167 | 143 | 85.63 | 77.13 |
| SHIFT-II | Arts | I | 222 | 73 | 32.88 | 140 | 101 | 72.14 | 48.07 |
| | | II | 154 | 76 | 49.35 | 111 | 95 | 85.59 | 64.53 |
| | | III | 144 | 111 | 77.08 | 100 | 89 | 89.00 | 81.97 |
| | Science | I | 85 | 24 | 28.24 | 44 | 32 | 72.73 | 43.41 |
| | | II | 73 | 38 | 52.05 | 48 | 45 | 93.75 | 68.60 |
| | | III | 75 | 42 | 56.00 | 51 | 47 | 92.16 | 70.63 |
| OVERALL Total | | | 1331 | 675 | 50.71 | 1298 | 1033 | 79.58 | 64.97 |

Highlights of performance of UG students in shift - I and II

- The overall pass percentage of shift – I courses is better (64%) than shift-II courses (60%).
- The female students of shift – I (72%) and shift – II (81%) have performed better than male students of shift – I (52%) and shift – II courses (46%).

- Shift-I UG arts students (70%) have performed better than shift-II arts students (67%).

Figure 3: Graphical representation of gender - wise performance in UG



Highlights of gender - wise pass rates in UG courses

- Female students performed better than male students.
- The performance of I year students is poor (51%) in both arts and science courses.
- The performance of III year students is higher (78%) in both arts and science courses.

Table 4 : Pass percentages of UG part - I languages

| SEM | LANGUAGE - I | Appeared | FullPass | Pass % |
|-----|--------------|----------|----------|--------|
| I | GENERAL | 947 | 799 | 84 |
| | TAMIL – I | | | |
| | HINDI – I | | | |
| III | FRENCH – I | 27 | 21 | 78 |
| | GENERAL | 523 | 481 | 92 |
| | TAMIL-III | | | |
| | HINDI – III | | | |
| | FRENCH – III | 8 | 8 | 100 |

- It is commendable that UG students performed very well in General Tamil and General English.

Table 5: Pass percentages of UG part – II languages

| SEM | LANGUAGE - II | Appeared | FullPass | Pass % |
|------------|-----------------------|-----------------|-----------------|---------------|
| I | GENERAL ENGLISH – I | 982 | 926 | 94 |
| III | GENERAL ENGLISH – III | 531 | 483 | 91 |

- It is also commendable that UG students performed very well in Part II General English.

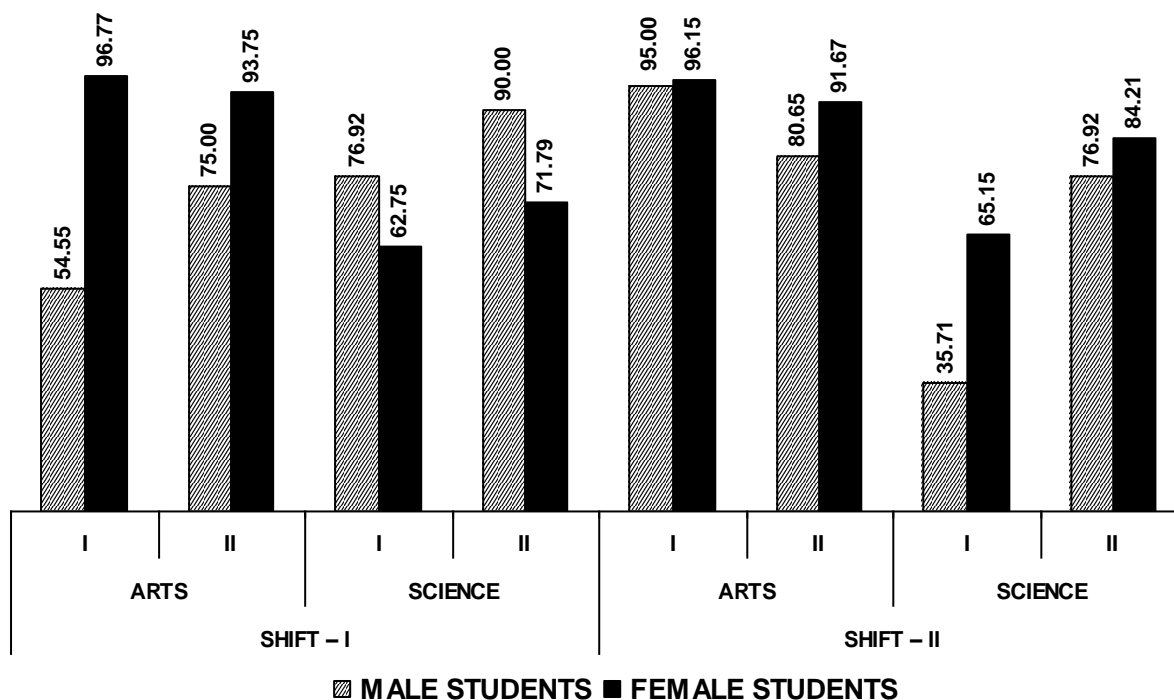
Table 6 : Overall pass percentages of PG courses in shifts - I & II

| Course | | YEAR | Male Students | | | Female Students | | | Total Pass % |
|--------------|---------|------|---------------|----------|--------|-----------------|----------|--------|--------------|
| | | | Appeared | FullPass | Pass % | Appeared | FullPass | Pass % | |
| Shift – I | Arts | I | 22 | 12 | 54.55 | 31 | 30 | 96.77 | 79.25 |
| | | II | 16 | 12 | 75.00 | 32 | 30 | 93.75 | 87.50 |
| | Science | I | 13 | 10 | 76.92 | 51 | 32 | 62.75 | 65.63 |
| | | II | 10 | 9 | 90.00 | 39 | 28 | 71.79 | 75.51 |
| Shift – II | Arts | I | 20 | 19 | 95.00 | 52 | 50 | 96.15 | 95.83 |
| | | II | 31 | 25 | 80.65 | 24 | 22 | 91.67 | 85.45 |
| | Science | I | 28 | 10 | 35.71 | 66 | 43 | 65.15 | 56.38 |
| | | II | 13 | 10 | 76.92 | 38 | 32 | 84.21 | 82.35 |
| OverallTotal | | | 153 | 107 | 69.93 | 333 | 267 | 80.18 | 76.95 |

Highlights of performance of PG courses in shifts I and II

- The pass percentage of PG courses in shift - I is 76% and shift - II is 80%.
- The female students of shift - I (81%) and shift - II (84%) have performed better than male students of shift - I (74%) and shift - II (72%) courses.
- Shift - II arts students (91%) have performed better than shift - I arts students (83%).
- Both shifts - I and II science students have secured 71% and 70% respectively.

Figure 4: Graphical representation of gender - wise performance in PG courses



Highlights of gender - wise performance in PG courses

- It is commendable that II year PG students have performed better in both arts and science courses.
- It is note worthy that I year PG arts students in shift - II (96%) have performed better than II year PG students (85%).
- I and II year male students of PG science courses have performed better than female students.

Performance Analysis

Table 7: Pass rates in oral exams of UG General English

| SEM | SUBJECT | Appeared | Pass % |
|------------|------------------------------|-----------------|---------------|
| I | General English – I (VIVA) | 982 | 100 |
| III | General English – III (VIVA) | 531 | 100 |

- It is commendable that UG students have performed very well in Viva Voce Exams.

Table 8: Pass rates in online examinations

| SEM | SUBJECT | Appeared | Pass % |
|------------|--|-----------------|---------------|
| I | NME – NUMERICAL ABILITY – I (Shift – I&Shift – II) | 115 | 78 |
| III | SBE – PHYSICS FOR COMPETITIVE EXAMS (Shift – I&Shift – II) | 47 | 100 |
| V | ENGLISH FOR CAREER (Shift – I&Shift – II) | 111 | 100 |

- It is commendable that UG students have performed very well in online examinations.

Table 9: Pass rates in practical examinations of UG arts courses

| DEPARTMENTS | SEM | Appeared | Pass % |
|-----------------------------------|------------|-----------------|---------------|
| B.A . ENGLISH [SHIFT-I] | III | 64 | 100 |
| | V | 60 | 100 |
| B.A . ENGLISH [SHIFT-II] | III | 55 | 94.55 |
| | V | 51 | 100 |
| B.COM. COMMERCE (VOC.) [SHIFT-I] | III | 22 | 76.19 |
| | V | 18 | 94.44 |
| B.COM. COMMERCE (VOC.) [SHIFT-II] | I | 63 | 93.65 |
| | III | 27 | 87.04 |
| | V | 22 | 84.84 |
| B.COM. COMMERCE (VOC.) [SHIFT-I] | III | 48 | 81.25 |
| B.COM. COMMERCE (VOC.) [SHIFT-II] | III | 27 | 88.89 |
| B.COM. CORP.SEC | V | 52 | 100 |
| B.B.A | III | 51 | 72.55 |
| | V | 49 | 100 |

- The pass percentage of semester practical exams of UG arts courses is above 73%.

Table 10: Pass rates in practical exams of UG science courses

| Departments | SEM | Appeared | Pass % |
|-----------------------------|-----|----------|--------|
| B.SC. MATHS [SHIFT-I] | I | 54 | 98.15 |
| | V | 45 | 100 |
| B.SC. MATHS [SHIFT-II] | I | 45 | 97.78 |
| | V | 43 | 100 |
| B.SC. PHYSICS | I | 54 | 98.15 |
| | III | 48 | 98.96 |
| | V | 47 | 100 |
| B.SC. VIS. COMM. | I | 29 | 96.55 |
| | III | 30 | 100 |
| | V | 32 | 81.57 |
| B.SC. CHEMISTRY | I | 48 | 100 |
| | 3 | 46 | 94.63 |
| | 5 | 45 | 100 |
| B.SC. BOTANY | I | 38 | 80.26 |
| | III | 33 | 86.36 |
| | V | 34 | 94.25 |
| B.SC. ZOOLOGY | I | 42 | 95.12 |
| | III | 43 | 83.65 |
| | V | 36 | 94.42 |
| B.SC. COMP. SCI. [SHIFT-I] | I | 52 | 76.92 |
| | III | 45 | 88.65 |
| | V | 46 | 87.84 |
| B.SC. COMP. SCI. [SHIFT-II] | I | 43 | 86.05 |
| | III | 41 | 95.05 |
| | V | 46 | 86.74 |

- The pass percentage of semester practical examinations of UG science courses is above 77%.

Table 11: Pass rates in practical exams of MSW

| Departments | SEM | Appeared | Pass % |
|-----------------------|-----|----------|--------|
| M.S.W. SOCIAL WORK | I | 25 | 100 |
| | III | 14 | 100 |

- It is commendable that MSW students have secured 100% pass in practical exams.

Table 12: Pass rates in practical exams of PG science courses

| Departments | Sem. | Appeared | Pass % |
|------------------------------|-------------|-----------------|---------------|
| M.SC. PHYSICS | I | 24 | 100 |
| M.SC. MATHEMATICS (SHIFT-I) | I | 28 | 100 |
| M.SC. MATHEMATICS (SHIFT-II) | I | 24 | 100 |
| M.SC. BOTANY | I | 11 | 76.93 |
| | III | 12 | 95.84 |
| M.SC. ZOOLOGY | I | 23 | 97.83 |
| | III | 11 | 100 |
| M.SC. CHEMISTRY | I | 22 | 100 |
| | III | 13 | 100 |
| M.SC. COMPUTER SCIENCE | I | 24 | 97.92 |
| | III | 15 | 100 |
| M.SC. INFO. TECHNOLOGY | III | 5 | 100 |
| M.C.A | I | 19 | 97.37 |
| | III | 22 | 98.48 |
| | V | 18 | 98.15 |

- The pass percentage of semester practical exams of PG science courses is above 77%.0

Table 13: Pass rates in extra credit courses

| UG | | | |
|--------------|-----------------|-----------------|---------------|
| Sem | Appeared | FullPass | Pass % |
| I | 51 | 47 | 92 |
| III | 27 | 26 | 96 |
| V | 74 | 74 | 100 |
| PG | | | |
| I | 24 | 24 | 100 |
| III | 11 | 11 | 100 |
| MCA | | | |
| III | 12 | 12 | 100 |
| V | 16 | 16 | 100 |
| Total | 215 | 210 | 98 |

- It is highly commendable that 215 students appeared for Extra Credit Papers and they have secured 98% pass.

Table 14 : Major - wise results of UG (semester V) 2015 batch students

| Major | Male Students | | | Female Students | | | Total PASS% |
|---------------------------------------|---------------|------------|--------------|-----------------|------------|--------------|--------------|
| | Appeared | FullPass | Pass % | Appeared | FullPass | Pass % | |
| B.A. ECONOMICS | 29 | 16 | 55.17 | 16 | 14 | 87.50 | 66.67 |
| B.A. TAMIL | 22 | 10 | 45.45 | 16 | 12 | 45.45 | 57.89 |
| B.A. ENGLISH LIT.[SHIFT-I] | 13 | 10 | 76.92 | 47 | 45 | 76.92 | 91.67 |
| B.A. ENGLISH LIT. [SHIFT-II] | 23 | 20 | 86.96 | 28 | 24 | 86.96 | 86.27 |
| B.COM. COM(GEN.) [SHIFT-I] | 10 | 7 | 70.00 | 31 | 31 | 70.00 | 92.68 |
| B.COM. COM (VOC.) [SHIFT-I] | 10 | 5 | 50.00 | 8 | 4 | 50.00 | 50.00 |
| B.COM. COM (GEN.) [SHIFT-II] | 22 | 16 | 72.73 | 8 | 7 | 72.73 | 76.67 |
| B.COM. COM (VOC.) SHIFT-II] | 13 | 5 | 38.46 | 10 | 9 | 38.46 | 60.87 |
| B.SC. MATHEMATICS [SHIFT-I] | 10 | 7 | 70.00 | 36 | 34 | 70.00 | 89.13 |
| B.SC. MATHEMATICS [SHIFT-II] | 15 | 14 | 93.33 | 29 | 27 | 93.33 | 93.18 |
| B.SC. PHYSICS | 13 | 9 | 69.23 | 34 | 34 | 69.23 | 91.49 |
| B.SC. VISUAL COMMUNICATION | 31 | 9 | 29.03 | 5 | 4 | 29.03 | 36.11 |
| B.SC. CHEMISTRY | 27 | 20 | 74.07 | 18 | 17 | 74.07 | 82.22 |
| B.B.A. | 31 | 30 | 96.77 | 19 | 19 | 96.77 | 98.00 |
| B.SC. BOTANY | 9 | 6 | 66.67 | 26 | 19 | 33.33 | 71.43 |
| B.COM. CORPORATE SECRETARYSHIP | 33 | 30 | 90.91 | 19 | 18 | 90.91 | 92.31 |
| B.SC. ZOOLOGY | 12 | 5 | 41.67 | 26 | 22 | 41.67 | 71.05 |
| B.SC. COMP. SCI. [SHIFT-I] | 20 | 9 | 45.00 | 27 | 17 | 45.00 | 55.32 |
| B.SC. COMP. SCI. [SHIFT-II] | 29 | 19 | 65.52 | 17 | 16 | 65.52 | 76.09 |
| OverallTotal | 372 | 247 | 66.40 | 420 | 373 | 88.81 | 78.28 |

Analysis of major - wise performance of III UG students

- It is commendable that III B.Sc. Maths (shifts - I and II), Physics, Chemistry, III BBA, III B.Com. Corporate Secretaryship, III B.A. English Literature (shifts I and II) and III B. Com. (General), (shifts I and II) have secured more than 77% pass.

- It is a concern to note that III B.Sc. Visual communication, Computer Science (Shift-I), III B.A. Economics, III B.A. Tamil and III B.Com. Vocational (shifts I and II) have secured low pass percentages.

Table 15: Major - wise results of UG (semester - III) 2016 batch students

| Major | Male Students | | | Female Students | | | Total Pass % |
|--|---------------|------------|--------------|-----------------|------------|--------------|--------------|
| | Appeared | FullPass | Pass % | Appeared | FullPass | Pass % | |
| B.A. ECONOMICS | 47 | 25 | 53.19 | 16 | 12 | 75.00 | 58.73 |
| B.A. TAMIL | 32 | 13 | 40.63 | 13 | 9 | 75.00 | 48.89 |
| B.A. ENGLISH LIT.[SHIFT-I] | 14 | 10 | 71.43 | 52 | 44 | 95.74 | 81.82 |
| B.A. ENGLISH LIT. [SHIFT-II] | 24 | 14 | 58.33 | 32 | 28 | 85.71 | 75.00 |
| B.COM.COMMERCE (GEN.) [SHIFT-I] | 12 | 7 | 58.33 | 36 | 30 | 100 | 77.08 |
| B.COM. COMMERCE (VOC.) [SHIFT-I] | 6 | 4 | 66.67 | 15 | 6 | 50.00 | 47.62 |
| B.COM. COMMERCE (GEN.) [SHIFT-II] | 16 | 9 | 56.25 | 11 | 10 | 87.50 | 70.37 |
| B.COM. COMMERCE (VOC.) [SHIFT-II] | 14 | 7 | 50.00 | 13 | 10 | 90.00 | 62.96 |
| B.SC. MATHEMATICS [SHIFT-I] | 8 | 8 | 100 | 43 | 38 | 94.44 | 90.20 |
| B.SC. MATHEMATICS [SHIFT-II] | 10 | 10 | 100 | 32 | 32 | 93.10 | 100 |
| B.SC. PHYSICS | 18 | 15 | 83.33 | 30 | 28 | 100 | 89.58 |
| B.SC. VISUAL COMMUNICATION | 30 | 8 | 26.67 | 5 | 3 | 80.00 | 31.43 |
| B.SC. CHEMISTRY | 22 | 10 | 45.45 | 25 | 18 | 94.44 | 59.57 |
| B.B.A. BUSINESS ADMINISTRATION | 37 | 14 | 37.84 | 17 | 14 | 100 | 51.85 |
| B.SC. BOTANY | 12 | 4 | 33.33 | 22 | 12 | 73.08 | 47.06 |
| B.COM. CORPORATE SECRETARYSHIP | 31 | 19 | 61.29 | 25 | 24 | 94.74 | 76.79 |
| B.SC. ZOOLOGY | 21 | 9 | 42.86 | 23 | 17 | 84.62 | 59.09 |
| B.SC. COMP. SCI. [SHIFT-I] | 20 | 5 | 25.00 | 27 | 19 | 62.96 | 51.06 |
| B.SC. COMP. SCI. [SHIFT-II] | 33 | 20 | 60.61 | 11 | 10 | 94.12 | 68.18 |
| OverallTotal | 407 | 211 | 51.84 | 448 | 364 | 81.25 | 67.25 |

Analysis of major - wise performance of II UG students

- It is commendable that II B.Sc. Maths (shifts I and II) Physics and II B.A. English Literature (shifts I and II) have secured more than 75% pass.
- It is a concern to note that most of the II major students (except Maths and English Literature) have secured low pass percentages.

Table 16: Major - wise results of UG (semester - I) 2017 batch students

| Major | Male Students | | | Female Students | | | Total Pass % |
|--|---------------|------------|--------------|-----------------|------------|--------------|--------------|
| | Appeared | Full Pass | Pass % | Appeared | Full Pass | Pass % | |
| B.A. ECONOMICS | 43 | 6 | 13.95 | 17 | 6 | 35.29 | 20.00 |
| B.A. TAMIL | 34 | 4 | 11.76 | 16 | 4 | 25.00 | 16.00 |
| B.A. ENGLISH LIT.[SHIFT-I] | 29 | 19 | 65.52 | 39 | 29 | 74.36 | 70.59 |
| B.A.ENGLISH LIT. [SHIFT-II] | 27 | 10 | 37.04 | 32 | 24 | 75.00 | 57.63 |
| B.COM. COMMERCE (GEN.) [SHIFT-I] | 37 | 27 | 72.97 | 36 | 32 | 88.89 | 80.82 |
| B.COM. COMMERCE (GEN.) [SHIFT-II] | 30 | 15 | 50.00 | 30 | 26 | 86.67 | 68.33 |
| B.COM. COMMERCE (VOC.) [SHIFT-II] | 32 | 16 | 50.00 | 32 | 25 | 78.13 | 64.06 |
| B.SC. MATHEMATICS [SHIFT-I] | 17 | 11 | 64.71 | 37 | 26 | 70.27 | 68.52 |
| B.SC. MATHEMATICS [SHIFT-II] | 21 | 5 | 23.81 | 24 | 15 | 62.50 | 44.44 |
| B.SC. PHYSICS | 28 | 17 | 60.71 | 27 | 19 | 70.37 | 65.45 |
| B.SC. VISUAL COMMUNICATION | 33 | 8 | 24.24 | 7 | 5 | 71.43 | 32.50 |
| B.SC. CHEMISTRY | 28 | 16 | 57.14 | 20 | 13 | 65.00 | 60.42 |
| B.B.A. BUSINESS ADMINISTRATION | 51 | 15 | 29.41 | 12 | 11 | 91.67 | 41.27 |
| B.SC. BOTANY | 14 | 4 | 28.57 | 24 | 12 | 50.00 | 42.11 |
| B.COM. CORPORATE SECRETARYSHIP | 48 | 13 | 27.08 | 18 | 11 | 61.11 | 36.36 |
| B.SC. ZOOLOGY | 17 | 6 | 35.29 | 26 | 11 | 42.31 | 39.53 |
| B.SC. COMP. SCI. [SHIFT-I] | 32 | 14 | 43.75 | 20 | 15 | 75.00 | 55.77 |
| B.SC. COMP. SCI. [SHIFT-II] | 31 | 11 | 35.48 | 13 | 12 | 92.31 | 52.27 |
| OverallTotal | 552 | 217 | 39.31 | 430 | 296 | 68.84 | 52.24 |

Analysis of major - wise performance of I UG students

- It is a concern to note that most of the I major students (except I B.Com. General (shift I) and I B.A. English Literature, (shift - I) have secured low pass percentages.

Table 17: Major - wise results of PG (Semester - III) 2016 batch students

| Major | MALE STUDENTS | | FEMALE STUDENTS | | NO. OF FullPass | Total Pass % |
|-------------------------------------|---------------|-----------|-----------------|------------|-----------------|--------------|
| | Appeared | FullPass | Appeared | FullPass | | |
| M.A. FOLKLORE | 3 | 3 | 2 | 2 | 5 | 100 |
| M.A. ENGLISH LITERATURE | 9 | 6 | 19 | 17 | 23 | 82.14 |
| M.A. TAMIL | 3 | 3 | 14 | 14 | 17 | 100 |
| M.S.W. SOCIAL WORK | 14 | 12 | 2 | 2 | 14 | 87.50 |
| M.A. ECONOMICS | 8 | 7 | 3 | 3 | 10 | 90.91 |
| M.COM. COMMERCE | 10 | 6 | 16 | 14 | 20 | 76.92 |
| M.SC. PHYSICS | 4 | 4 | 14 | 12 | 16 | 88.89 |
| M.SC. MATHEMATICS | 2 | 2 | 23 | 17 | 19 | 76.00 |
| M.SC. BOTANY | 2 | 1 | 11 | 6 | 7 | 53.85 |
| M.SC. ZOOLOGY | 6 | 6 | 5 | 5 | 11 | 100 |
| M.SC. CHEMISTRY | 3 | 1 | 10 | 6 | 7 | 53.85 |
| M.SC. COMPUTER SCIENCE | 4 | 4 | 11 | 11 | 15 | 100 |
| M.SC. INFORMATION TECHNOLOGY | 2 | 1 | 3 | 3 | 4 | 80.00 |
| OverallTotal | 70 | 56 | 133 | 112 | 168 | 82.76 |

Analysis of major - wise performance of II PG students

- It is highly commendable that II year M.A. Folklore, English Literature, Economics, Tamil, M.S.W, M.Com and II year M.Sc. Maths, Physics, Chemistry, Computer Science, Information Technology and Zoology have secured more than 76% pass.
- It is a concern to note that II M.Sc. Chemistry and Botany have secured only 54% pass.

Table 18: Major - wise results of PG (semester - I) 2017 batch students

| Major | MALE STUDENTS | | FEMALE STUDENTS | | NO. OF FullPass | Total Pass % |
|---------------------------------------|---------------|-----------|-----------------|------------|-----------------|--------------|
| | Appeared | FullPass | Appeared | FullPass | | |
| M.A. FOLKLORE | 5 | 3 | 3 | 3 | 6 | 75.00 |
| M.A. ENGLISH LITERATURE | 5 | 4 | 28 | 28 | 32 | 96.97 |
| M.A. TAMIL | 1 | 1 | 17 | 17 | 18 | 100 |
| M.S.W. SOCIAL WORK | 12 | 12 | 13 | 13 | 25 | 100 |
| M.A. ECONOMICS | 3 | 3 | 11 | 9 | 12 | 85.71 |
| M.COM. COMMERCE | 16 | 8 | 11 | 10 | 18 | 66.67 |
| M.SC. PHYSICS | 4 | 2 | 20 | 12 | 14 | 58.33 |
| M.SC. MATHEMATICS (Shift – I) | 6 | 6 | 22 | 16 | 22 | 78.57 |
| M.SC. MATHEMATICS (Shift – II) | 5 | 4 | 19 | 8 | 12 | 50.00 |
| M.SC. BOTANY | 3 | 2 | 10 | 3 | 5 | 38.46 |
| M.SC. ZOOLOGY | 4 | 2 | 19 | 13 | 15 | 65.22 |
| M.SC. CHEMISTRY | 9 | 2 | 13 | 12 | 14 | 63.64 |
| M.SC. COMPUTER SCIENCE | 10 | 2 | 14 | 11 | 13 | 54.17 |
| Overall Total | 83 | 51 | 200 | 155 | 206 | 72.79 |

Analysis of major - wise performance of I PG students

- It is commendable that I year M.A Folklore, Tamil, English Literature, M.S.W and I M.Sc. Maths (shift I) have secured more than 75% pass.
- It is a concern to note that I M.Sc. Maths (shift-II) Physics, Botany and Computer Science have secured low pass percentages.

Table 19: M.C.A. Results

| YEAR | Male Students | | | Female Students | | | Total Pass % |
|---------------------|---------------|-----------|--------------|-----------------|-----------|--------------|--------------------|
| | Appeared | FullPass | Pass % | Appeared | FullPass | Pass % | |
| I | 6 | 5 | 83.33 | 13 | 13 | 100 | 94.74 |
| II | 12 | 11 | 91.67 | 9 | 9 | 100 | 95.24 |
| III | 5 | 4 | 80.00 | 13 | 11 | 84.62 | 83.33 |
| OverallTotal | 23 | 20 | 86.96 | 35 | 33 | 94.29 | 91.38 |

- It is highly commendable that MCA students have secured more than 83% pass.

Table 20: M.B.A. Results

| YEAR | Male Students | | | Female Students | | | Total Pass % |
|--------------------------|---------------|-----------|--------------|-----------------|--------------|--------------|--------------------|
| | Appeared | FullPass | Pass % | Appear ed | FullPas s | Pass % | |
| I | 23 | 8 | 34.78 | 15 | 9 | 60.00 | 44.74 |
| II | 11 | 9 | 81.82 | 15 | 10 | 66.67 | 73.08 |
| Overall Total | 34 | 17 | 50.00 | 30 | 19 | 63.33 | 56.25 |

- It is concern to note that I MBA students have secured only 45% pass because of more failures in papers: Managerial Economics and Marketing Management.

Table 21: M.Phil. Results

| Major | Male Students | | | Male Students | | | Total Pass % |
|----------------------------|---------------|-----------|------------|---------------|-----------|------------|--------------|
| | Appeared | FullPass | Pass % | Appeared | FullPass | Pass % | |
| M.PHIL. TAMIL | 3 | 3 | 100 | 7 | 7 | 100 | 100 |
| M.PHIL. MATHEMATICS | 2 | 2 | 100 | 12 | 12 | 100 | 100 |
| M.PHIL. COMMERCE | - | - | 100 | 4 | 4 | 100 | 100 |
| M.PHIL. COMP. SCI. | 1 | 1 | 100 | 3 | 3 | 100 | 100 |
| M.PHIL. ENGLISH | 5 | 5 | 100 | 8 | 8 | 100 | 100 |
| Overall | 11 | 11 | 100 | 34 | 34 | 100 | 100 |

- It is highly commendable that M.Phil., students have secured 100% Pass.

Summary of Performance Analysis

UG Courses

The overall pass percentage of UG courses is 65%. The pass percentage of UG courses in shift-I is better (64%) than shift – II courses (60%). The performance of I year UG students is poor (51%) in both arts and science courses. Third year UG students have performed better (78%) in both arts and science courses.

Female students performed better than male students. It is worth noting that 215 students appeared for Extra Credit papers (ECC) and they have secured 98% pass. It is commendable that III B.Sc. Maths (shifts I and II), Physics, Chemistry, III BBA, III B.Com. Corporate Secretaryship, III BA English Literature (shifts - I and II) and III B.Com (General) (shifts – I and II) have secured more than 77% pass. It is a concern to note that III B.Com Vocational (shifts I and II) have secured low pass percentages.

It is commendable that II B.Sc. Maths (shifts I and II), Physics and II B.A. English Literature (shifts I and II) have secured more than 75% pass. It is a

concern to note that most of the II major students (except Maths, Physics and English Literature) have secured low pass percentages. It is a concern to note that most of the I major students (except I B.Com General shift-I) have secured low pass percentages.

PG and M.Phil Courses

The pass percentage of PG courses in shift-I is 76% and shift-II is 80%. The pass percentage of MCA is 91% and MBA is 56%. It is commendable that II year PG students have performed better in both arts and science courses. It is a concern to note that II M.Sc.Chemistry and Botany have secured only 54% pass. It is commendable that I year M.A. Folklore, Tamil, English Literature, M.S.W. and I M.Sc. Maths (shift-I) have secured more than 75%pass. It is highly commendable that M.Phil students have secured 100% pass.

Recommendations

- HODs are advised to take more care while scrutinizing semester question papers.
- HODs are advised to keep the contents of the units balanced during syllabus revision.
- HODs are advised to inform the Controller through the Principal about the additions and omissions of topics/text books after revising the syllabus.
- HODs can insist on the regular attendance of students in the SBE/NME class.

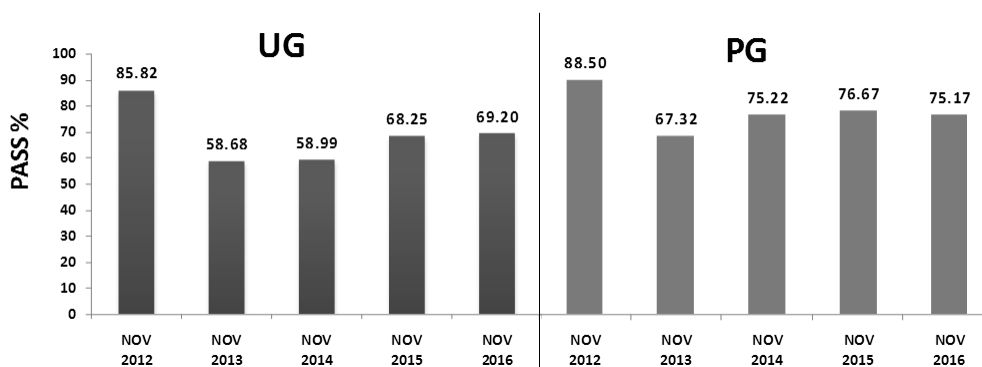
Semester Results, April/May 2017

Examinations have been a major characteristic of educational systems. Education cannot sustain without examinations. Examination results can provide solid, reliable and regular evidence of student's academic achievement. Semester theory examinations for the even semester were conducted for a period of 17 days and the results were duly scrutinized in a meeting of 27 – member awards committee held on 20th May 2017 and published on the same day. About 3560 students appeared in the even semester examination, out of which 2683 students passed i.e., the pass percentage of even semester's 75%.

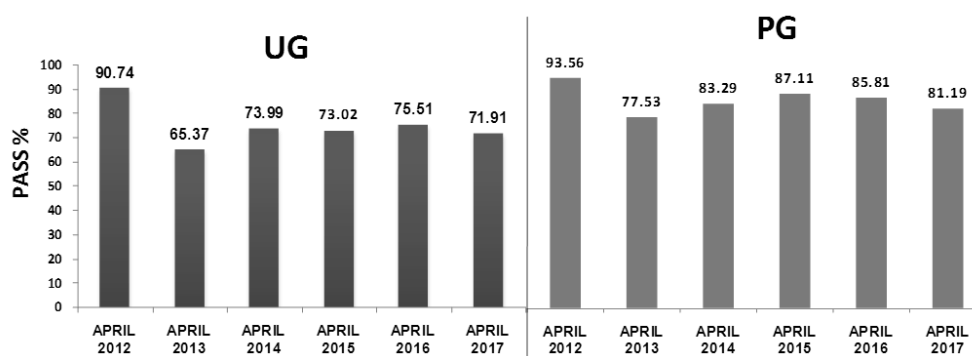
Table: Dates of examinations, central valuation and publication of results.

| Particulars | Dates |
|---|---|
| Semester theory examination | 17 th April – 3 rd May 2017 |
| Semester practical examination | 1 st April – 10 th April 2017 |
| General English oral examination | 1 st April – 4 th April 2017 |
| UG – dissertation – viva voce examination | 3 rd April 2017 |
| PG – dissertation – viva voce examination | 8 th April 2017 |
| Publication of CIA marks | 10 th April 2017 |
| Valuation: Foundation Courses | 28 th April 2017 |
| Languages | 3 rd May – 6 th May 2017 |
| Major, Allied & Electives | 4 th May – 6 th May 2017 |
| Publication of even semester exam results | 20 th May 2017 |
| Supplementary examinations | 28 th May – 30 th May 2017 |
| Publication of supplementary exam and revaluation results | 1 st July 2017 |

**GRAPHICAL REPRESENTATION OF ODD SEMESTER RESULTS FROM
NOVEMBER-2012 TO NOVEMBER-2016**



**GRAPHICAL REPRESENTATION OF EVEN SEMESTER RESULTS FROM
APRIL-2012 TO APRIL-2017**



OVERALL PASS RATES: LAST 5 YEARS

- The pass percentage in even semester is more than the odd semester during the last 5 years.
- The pass percentage of PG courses is consistently more than UG courses.
- The overall pass percentage of UG and PG courses in April - 2017 is less than April - 2016.

OVERALL RESULTS OF EVEN SEMESTER EXAM, APRIL/MAY- 2017

| COURSE | MALE STUDENTS | | | FEMALE STUDENTS | | | TOTALPASS % |
|---------------|---------------|-----------|--------|-----------------|-----------|--------|-------------|
| | APPEARED | FULL_PASS | PASS % | APPEARED | FULL_PASS | PASS % | |
| UG | 1229 | 720 | 58.58 | 1302 | 1100 | 84.49 | 71.91 |
| PG | 133 | 98 | 73.68 | 287 | 243 | 84.67 | 81.19 |
| MCA | 26 | 25 | 96.15 | 36 | 35 | 97.22 | 96.77 |
| MBA | 32 | 24 | 75.00 | 41 | 35 | 85.37 | 80.82 |
| M.PHIL | 12 | 11 | 91.67 | 53 | 50 | 94.34 | 93.85 |
| OVERALL TOTAL | 1559 | 977 | 62.67 | 2001 | 1706 | 85.26 | 75.37 |

OVERALL PASS RATES

- The overall pass percentage of UG courses is 72% and PG courses is 81%.
- Girl students have performed better than the boy students in UG, PG, MCA, MBA and M.Phil., students.
- It is noteworthy that M.Phil., students have secured 94% pass.
- Of the eleven examination malpractice cases, 5 students were from semester practical examinations and 6 students were from semester theory examinations.

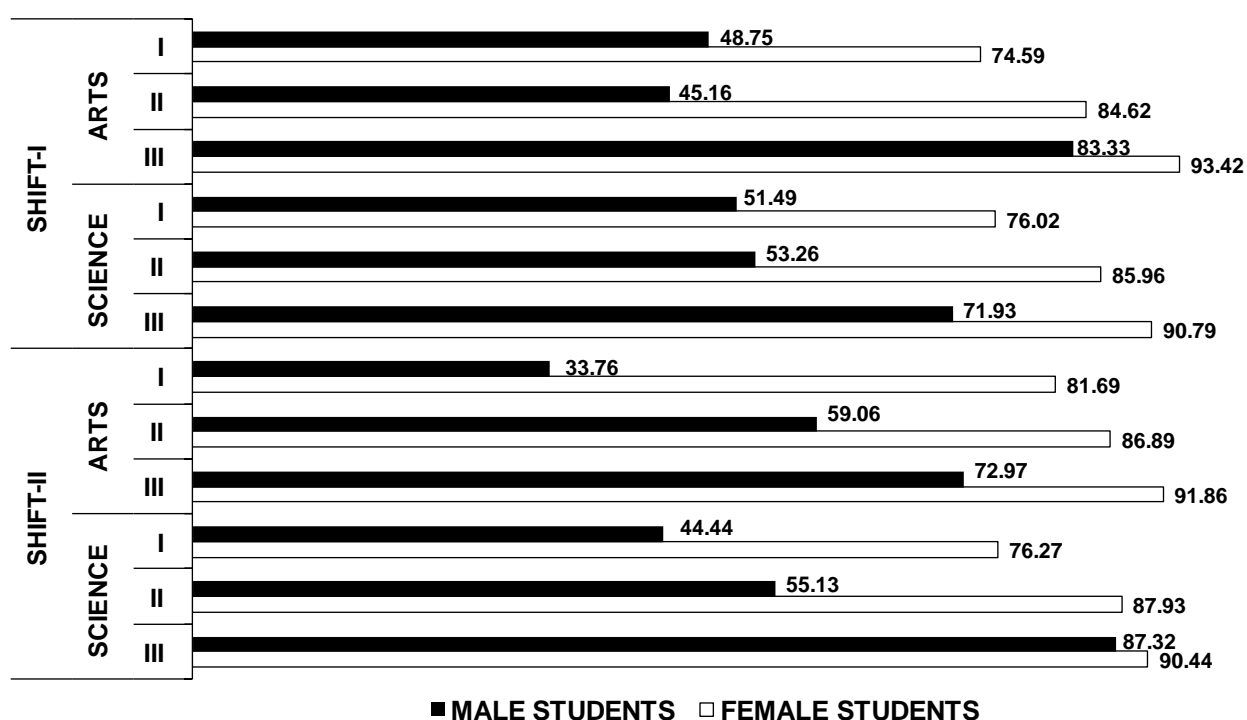
PASS PERCENTAGES OF UG SHIFT – I & SHIFT – II COURSES

| COURSE | | YEAR | MALE STUDENTS | | | FEMALE STUDENTS | | | TOTAL PASS % |
|---------------|---------|------|---------------|----------|--------|-----------------|----------|--------|-----------------|
| | | | APPEARED | FULLPASS | PASS % | APPEARED | FULLPASS | PASS % | |
| SHIFT-I | ARTS | I | 80 | 39 | 48.75 | 122 | 91 | 74.59 | 64.36 |
| | | II | 62 | 28 | 45.16 | 104 | 88 | 84.62 | 69.88 |
| | | III | 96 | 80 | 83.33 | 76 | 71 | 93.42 | 87.79 |
| | SCIENCE | I | 101 | 52 | 51.49 | 171 | 130 | 76.02 | 66.91 |
| | | II | 92 | 49 | 53.26 | 171 | 147 | 85.96 | 74.52 |
| | | III | 114 | 82 | 71.93 | 152 | 138 | 90.79 | 82.71 |
| SHIFT-II | ARTS | I | 157 | 53 | 33.76 | 71 | 58 | 81.69 | 48.68 |
| | | II | 149 | 88 | 59.06 | 61 | 53 | 86.89 | 67.14 |
| | | III | 148 | 108 | 72.97 | 86 | 79 | 91.86 | 79.91 |
| | SCIENCE | I | 81 | 36 | 44.44 | 118 | 90 | 76.27 | 63.32 |
| | | II | 78 | 43 | 55.13 | 116 | 102 | 87.93 | 74.74 |
| | | III | 71 | 62 | 87.32 | 136 | 123 | 90.44 | 89.37 |
| OVERALL TOTAL | | | 1229 | 720 | 58.58 | 1302 | 1100 | 84.49 | 71.91 |

PERFORMANCE OF SHIFT – I & II UG COURSES

- The overall pass percentage of shift – I courses is better (74%) than shift – II courses (71%).
- The female students of shift – I (84%) and shift – II (86 %) have performed better than male students of shift – I and shift - II courses (59%).

GRAPHICAL REPRESENTATION OF GENDER - WISE PERFORMANCE OF UG COURSES



- Female students performed better than male students.

PASS PERCENTAGES OF UG PART – I LANGUAGES

| SEM | LANGUAGE - I | APPEARED | FULLPASS | PASS % |
|-----|--------------------|----------|----------|--------------|
| I | GENERAL TAMIL – II | 842 | 761 | 90.38 |
| | HINDI – II | 9 | 9 | 100 |
| | FRENCH – II | 21 | 13 | 61.9 |
| III | GENERAL TAMIL-IV | 487 | 456 | 93.63 |
| | FRENCH – IV | 11 | 11 | 100 |

- The performance I year students in French II is very poor.

PASS PERCENTAGES OF UG PART – II LANGUAGES

| SEM | LANGUAGE - II | APPEARED | FULLPASS | PASS % |
|------------|----------------------|-----------------|-----------------|---------------|
| I | GENERAL ENGLISH – II | 872 | 752 | 86.24 |
| III | GENERAL ENGLISH – IV | 478 | 461 | 96.44 |

- It is noteworthy that UG students performed very well in General Tamil and General English.

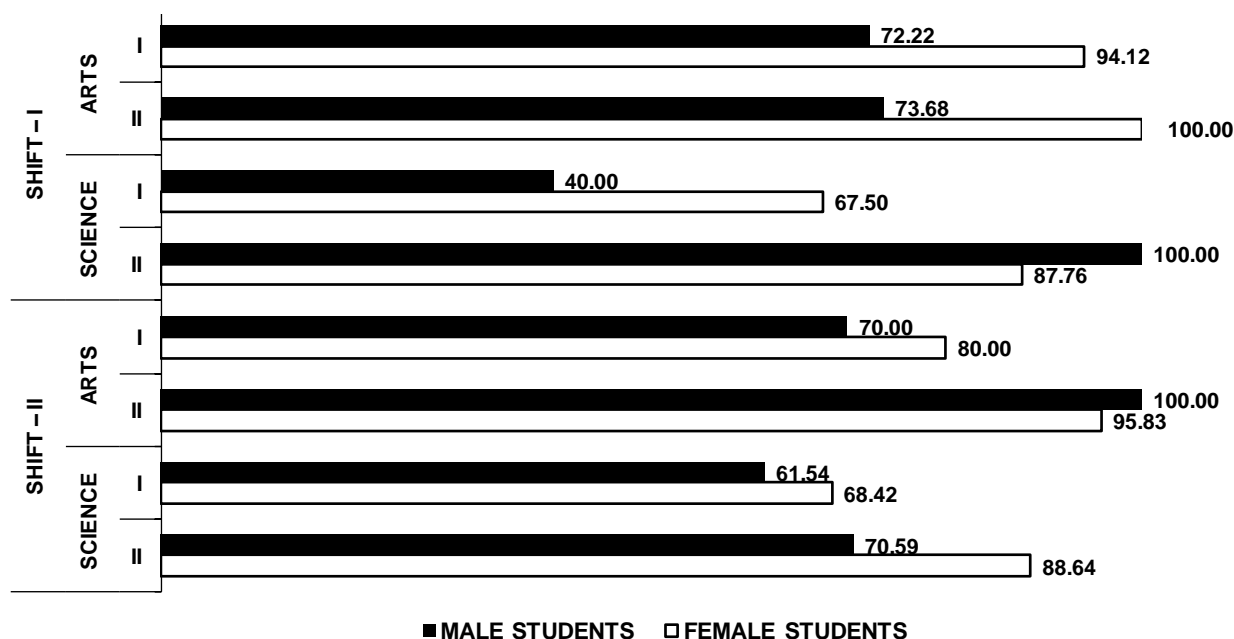
OVERALL PASS PERCENTAGES OF SHIFT – I & II PG COURSES

| COURSE | | YEAR | MALE STUDENTS | | | FEMALE STUDENTS | | | TOTAL PASS % |
|---------------|---------|------|---------------|----------|--------|-----------------|----------|--------|-----------------|
| | | | APPEARED | FULLPASS | PASS % | APPEARED | FULLPASS | PASS % | |
| SHIFT – I | ARTS | I | 18 | 13 | 72.22 | 34 | 32 | 94.12 | 86.54 |
| | | II | 19 | 14 | 73.68 | 33 | 33 | 100.00 | 90.38 |
| | SCIENCE | I | 10 | 4 | 40.00 | 40 | 27 | 67.50 | 62.00 |
| | | II | 5 | 5 | 100.00 | 49 | 43 | 87.76 | 88.89 |
| SHIFT – II | ARTS | I | 30 | 21 | 70.00 | 25 | 20 | 80.00 | 74.55 |
| | | II | 21 | 21 | 100.00 | 24 | 23 | 95.83 | 97.78 |
| | SCIENCE | I | 13 | 8 | 61.54 | 38 | 26 | 68.42 | 66.67 |
| | | II | 17 | 12 | 70.59 | 44 | 39 | 88.64 | 83.61 |
| OVERALL TOTAL | | | 133 | 98 | 73.68 | 287 | 243 | 84.67 | 81.19 |

PERFORMANCE OF SHIFT – I & II PG COURSES

- The overall pass percentage of the PG courses of both Shift – I and II is 81% with shift – I and II students securing in 82 and 81 % respectively.
- The shift – I arts students have secured the highest pass percentage of 88%.

GRAPHICAL REPRESENTATION OF GENDER - WISE PERFORMANCE OF PG COURSES



- Male students of II year PG shift I science and Arts courses have performed very well.

PERFORMANCE OF PG COURSES

- It is commendable that II year PG science students have performed better (82%) than I year students.
- It is also commendable that II year PG arts students of shift – II secured high pass percentage (98%).

PERFORMANCE ANALYSIS

UG : PASS RATES IN ORAL EXAMS OF GENERAL ENGLISH

| SEM | SUBJECT | APPEARED | PASS % |
|-----|-------------------------------|----------|--------------|
| II | GENERAL ENGLISH – II (VIVA) * | 872 | 99.77 |
| IV | GENERAL ENGLISH – IV (VIVA) # | 499 | 99.60 |

- * (Skills tested : reading aloud, speaking on a given topic, describing a picture and personal conversation)
- # (Skills tested : Issue based conversation, describing a process or procedure debate, group discussion)

UG: PASS RATES IN ORAL EXAMS OF SPOKEN ENGLISH

| SEM | SUBJECT | | APPEARED | PASS % |
|------------|--|------------|-----------------|---------------|
| II | SBE–SOFT SKILLS (SHIFT – I & SHIFT – II) | SHIFT – I | 68 | 100 |
| | | SHIFT – II | 56 | 98.21 |

PASS RATES IN PRACTICAL EXAMS OF UG ARTS COURSES

| DEPARTMENTS | SEM | APPEARED | PASS % |
|-----------------------------------|------------|-----------------|---------------|
| B.A. TAMIL | II | 42 | 97.62 |
| B.A . ENGLISH [SHIFT-I] | IV | 60 | 100 |
| B.A . ENGLISH [SHIFT-II] | IV | 55 | 100 |
| B.COM. COMMERCE (VOC.) [SHIFT-I] | II | 22 | 100 |
| | IV | 18 | 92.11 |
| | VI | 26 | 88.46 |
| B.COM. COMMERCE (VOC.) [SHIFT-II] | II | 26 | 96.15 |
| | IV | 23 | 95.65 |
| | VI | 22 | 86.36 |

PASS RATES IN PRACTICAL EXAMS OF UG SCIENCE COURSES

| DEPARTMENTS | SEM | APPEARED | PASS % |
|-----------------------------|-----|----------|--------------|
| B.SC. MATHS [SHIFT-I] | II | 52 | 100 |
| B.SC. MATHS [SHIFT-II] | II | 42 | 100 |
| B.SC. PHYSICS | II | 48 | 100 |
| | IV | 47 | 100 |
| | VI | 43 | 100 |
| B.SC. VIS. COMM. | II | 40 | 100 |
| | IV | 39 | 93.59 |
| | VI | 38 | 100 |
| B.SC. CHEMISTRY | II | 47 | 100 |
| | IV | 45 | 94.44 |
| | VI | 46 | 100 |
| B.SC. BOTANY | II | 34 | 92.54 |
| | IV | 35 | 91.43 |
| | VI | 32 | 87.3 |
| B.SC. ZOOLOGY | II | 44 | 96.59 |
| | IV | 39 | 94.87 |
| | VI | 41 | 80.49 |
| B.SC. COMP. SCI. [SHIFT-I] | II | 42 | 95.24 |
| | IV | 47 | 92.2 |
| | VI | 45 | 95.6 |
| B.SC. COMP. SCI. [SHIFT-II] | II | 42 | 95.24 |
| | IV | 46 | 88.41 |
| | VI | 44 | 98.86 |

* The pass percentage in semester practical examinations of UG science courses is above 88 %.

PASS RATES IN PRACTICAL EXAMS OF PG ARTS COURSES

| DEPARTMENTS | SEM | APPEARED | PASS % |
|--------------------|-----|----------|------------|
| M.A. ENGLISH | IV | 28 | 100 |
| M.S.W. SOCIAL WORK | II | 14 | 100 |
| | IV | 8 | 100 |
| M.A. ECONOMICS | IV | 9 | 100 |

PASS RATES IN PRACTICAL EXAMS OF PG SCIENCE COURSES

| DEPARTMENTS | SEM | APPEARED | PASS % |
|------------------------------|-----|----------|--------------|
| M.SC. PHYSICS | II | 18 | 100 |
| M.SC. MATHEMATICS | II | 25 | 100 |
| M.SC. BOTANY | II | 14 | 96.43 |
| | IV | 15 | 93.33 |
| M.SC. ZOOLOGY | II | 10 | 100 |
| | IV | 17 | 100 |
| M.SC. CHEMISTRY | II | 13 | 100 |
| | IV | 21 | 100 |
| M.SC. COMP. SCI. | II | 15 | 100 |
| | IV | 17 | 100 |
| M.SC. INFORMATION TECHNOLOGY | II | 5 | 100 |
| | IV | 9 | 100 |
| M.C.A | II | 21 | 100 |
| | IV | 18 | 100 |

* The pass percentage in semester practical examinations of PG science courses is above 93%.

PASS RATES IN FINAL YEAR UG DISSERTATIONS

| DEPARTMENT NAME | PASS % | MINIMUM MARKS | MAXIMUM MARKS |
|-----------------------------------|--------|---------------|---------------|
| B.A. ECONOMICS | 100 | 76 | 86 |
| B.COM. COMMERCE (VOC.) [SHIFT-I] | 100 | 53 | 100 |
| B.COM. COMMERCE (VOC.) [SHIFT-II] | 90.91 | 18 | 95 |
| B.B.A. BUSINESS ADMINISTRATION | 100 | 45 | 96 |
| B.COM. CORPORATE SECRETARYSHIP | 98.04 | 23 | 96 |
| B.SC. VISUAL COMMUNICATION | 100 | 40 | 84 |
| B.SC. BOTANY | 100 | 63 | 90 |
| B.SC. ZOOLOGY | 100 | 40 | 81 |
| B.SC. COMPUTER SCIENCE [SHIFT-I] | 100 | 64 | 96 |
| B.SC. COMPUTER SCIENCE [SHIFT-II] | 100 | 41 | 100 |

* The pass percentage in final year UG dissertations is above 91%.

PASS RATES IN FINAL YEAR PG DISSERTATIONS

| DEPARTMENT NAME | PASS | MINIMUM | MAXIMUM |
|------------------------------|-------|---------|---------|
| M.A. ENGLISH LITERATURE | 100 | 51 | 81 |
| M.A. TAMIL | 100 | 73 | 90 |
| M.S.W. SOCIAL WORK | 100 | 53 | 72 |
| M.A. ECONOMICS | 100 | 85 | 95 |
| M.COM. COMMERCE | 100 | 60 | 95 |
| M.SC. PHYSICS | 100 | 83 | 94 |
| M.SC. MATHEMATICS | 100 | 79 | 96 |
| M.SC. BOTANY | 100 | 54 | 85 |
| M.SC. ZOOLOGY | 100 | 74 | 82 |
| M.SC. CHEMISTRY | 100 | 76 | 86 |
| M.SC. COMPUTER SCIENCE | 100 | 63 | 95 |
| M.SC. INFORMATION TECHNOLOGY | 100 | 83 | 96 |
| M.B.A. | 97.92 | 63 | 93 |
| M.C.A | 100 | 51 | 96 |

* The pass percentage in final year PG dissertations is above 98%.

SEMESTER – VI : MAJOR – WISE OVERALL RESULTS OF UG 2014 BATCH

| MAJOR | MALE STUDENTS | | | FEMALE STUDENTS | | | TOTAL PASS % |
|------------------------------|---------------|------------|--------------|-----------------|------------|--------------|-----------------|
| | APPEARED | FULL PASS | PASS % | APPEARED | FULL PASS | PASS % | |
| B.A. ECONOMICS | 35 | 25 | 71.43 | 11 | 10 | 90.91 | 76.09 |
| B.A. TAMIL | 22 | 8 | 36.36 | 29 | 27 | 93.10 | 68.63 |
| B.A. ENGLISH LIT.[SHIFT-I] | 30 | 28 | 93.33 | 32 | 32 | 100.00 | 96.77 |
| B.A. ENGLISH LIT. [SHIFT-II] | 25 | 24 | 96.00 | 33 | 30 | 90.91 | 93.10 |
| B.COM. (GEN.) [SHIFT-I] | 17 | 16 | 94.12 | 19 | 17 | 89.47 | 91.67 |
| B.COM. (VOC.) [SHIFT-I] | 14 | 11 | 78.57 | 14 | 12 | 85.71 | 82.14 |
| B.COM. (GEN.) [SHIFT-II] | 22 | 18 | 81.82 | 10 | 10 | 100.00 | 87.50 |
| B.COM. (VOC.) [SHIFT-II] | 10 | 5 | 50.00 | 15 | 14 | 93.33 | 76.00 |
| B.SC. MATHEMATICS [SHIFT-I] | 20 | 19 | 95.00 | 28 | 27 | 96.43 | 95.83 |
| B.SC. MATHEMATICS [SHIFT-II] | 11 | 11 | 100.00 | 35 | 34 | 97.14 | 97.83 |
| B.SC. PHYSICS | 18 | 17 | 94.44 | 26 | 25 | 96.15 | 95.45 |
| B.SC. VISUAL COMMUNICATION | 35 | 33 | 94.29 | 6 | 4 | 66.67 | 90.24 |
| B.SC. CHEMISTRY | 19 | 18 | 94.74 | 28 | 26 | 92.86 | 93.62 |
| B.B.A. | 27 | 23 | 85.19 | 25 | 24 | 96.00 | 90.38 |
| B.SC. BOTANY | 17 | 6 | 35.29 | 18 | 15 | 83.33 | 60.00 |
| B.COM. CORPORATE | 42 | 30 | 71.43 | 20 | 15 | 75.00 | 72.58 |
| B.SC. ZOOLOGY | 22 | 9 | 40.91 | 23 | 19 | 82.61 | 62.22 |
| B.SC. COMP. SCI. [SHIFT-I] | 18 | 13 | 72.22 | 29 | 26 | 89.66 | 82.98 |
| B.SC. COMP. SCI. [SHIFT-II] | 25 | 18 | 72.00 | 21 | 20 | 95.24 | 82.61 |
| OVERALL TOTAL | 429 | 332 | 77.39 | 422 | 387 | 91.71 | 84.49 |

MAJOR – WISE PERFORMANCE OF III UG STUDENTS

- It is commendable that III B.Sc. Maths students of shift-I and II have secured 96% and 98% respectively.
- It is worth noting that III B.Sc. Chemistry, Physics, Visual communication, III B.A. English Literature, III B.B.A. and III B.Com. Commerce (Gen.) (shift – I) have secured more than 90% pass.
- It is concern to note that low pass percentage is recorded in III B.Sc. Botany, Zoology and III B.A. Tamil.

SEMESTER – IV : MAJOR–WISE OVERALL RESULTS OF UG 2015 BATCH

| MAJOR | MALE STUDENTS | | | FEMALE STUDENTS | | | TOTAL PASS % |
|------------------------------|---------------|------------|--------------|-----------------|------------|--------------|-----------------|
| | APPEARED | FULL PASS | PASS % | APPEARED | FULL PASS | PASS % | |
| B.A. ECONOMICS | 28 | 8 | 28.57 | 17 | 6 | 35.29 | 31.11 |
| B.A. TAMIL | 25 | 14 | 56.00 | 15 | 11 | 73.33 | 62.50 |
| B.A. ENGLISH [SHIFT-I] | 13 | 11 | 84.62 | 47 | 45 | 95.74 | 93.33 |
| B.A. ENGLISH [SHIFT-II] | 25 | 17 | 68.00 | 30 | 28 | 93.33 | 81.82 |
| B.COM. (GEN.) [SHIFT-I] | 10 | 4 | 40.00 | 32 | 31 | 96.88 | 83.33 |
| B.COM. (VOC.) [SHIFT-I] | 11 | 5 | 45.45 | 8 | 6 | 75.00 | 57.89 |
| B.COM. (GEN.) [SHIFT-II] | 23 | 12 | 52.17 | 8 | 8 | 100.00 | 64.52 |
| B.COM. (VOC.) [SHIFT-II] | 13 | 5 | 38.46 | 10 | 6 | 60.00 | 47.83 |
| B.SC. MATHEMATICS [SHIFT-I] | 10 | 5 | 50.00 | 37 | 35 | 94.59 | 85.11 |
| B.SC. MATHEMATICS [SHIFT-II] | 15 | 15 | 100.00 | 29 | 28 | 96.55 | 97.73 |
| B.SC. PHYSICS | 13 | 9 | 69.23 | 34 | 33 | 97.06 | 89.36 |
| B.SC. VISUAL COMMUNICATION | 34 | 17 | 50.00 | 5 | 5 | 100.00 | 56.41 |
| B.SC. CHEMISTRY | 27 | 16 | 59.26 | 18 | 17 | 94.44 | 73.33 |
| B.B.A. | 31 | 20 | 64.52 | 18 | 17 | 94.44 | 75.51 |
| B.SC. BOTANY | 9 | 5 | 55.56 | 27 | 18 | 66.67 | 63.89 |
| B.COM. CORPORATE | 32 | 20 | 62.50 | 19 | 15 | 78.95 | 68.63 |
| B.SC. ZOOLOGY | 13 | 3 | 23.08 | 28 | 23 | 82.14 | 63.41 |
| B.SC. COMP. SCI. [SHIFT-I] | 20 | 11 | 55.00 | 27 | 21 | 77.78 | 68.09 |
| B.SC. COMP. SCI. [SHIFT-II] | 29 | 11 | 37.93 | 18 | 16 | 88.89 | 57.45 |
| OVERALL TOTAL | 381 | 208 | 54.59 | 427 | 369 | 86.42 | 71.41 |

MAJOR – WISE PERFORMANCE OF II UG STUDENTS

- It is commendable that II year B.Sc..Mathematics, Physics, Chemistry, II B.A. English Literature and II BBA have secured more than 73% pass.
- It is a concern to note that II B.Sc..Botany, Zoology, Computer Science and II B.A..Tamil, II B.A..Economics, II B.Com. (Vocational) have secured low pass percentages.

SEMESTER – II : MAJOR–WISE OVERALL RESULTS OF UG 2016 BATCH

| MAJOR | MALE STUDENTS | | | FEMALE STUDENTS | | | MAJOR |
|--------------------------|---------------|-----------|--------|-----------------|-----------|--------|--------------|
| | APPEARED | FULL PASS | PASS % | APPEARED | FULL PASS | PASS % | |
| B.A. ECONOMICS | 47 | 16 | 34.04 | 16 | 8 | 50.00 | 38.10 |
| B.A. TAMIL | 32 | 11 | 34.38 | 13 | 10 | 76.92 | 46.67 |
| B.A. ENGLISH [SHIFT-I] | 14 | 11 | 78.57 | 55 | 42 | 76.36 | 76.81 |
| B.A. ENGLISH [SHIFT-II] | 24 | 10 | 41.67 | 32 | 29 | 90.63 | 69.64 |
| B.COM. (GEN.) [SHIFT-I] | 12 | 9 | 75.00 | 36 | 29 | 80.56 | 79.17 |
| B.COM. (VOC.) [SHIFT-I] | 7 | 3 | 42.86 | 15 | 12 | 80.00 | 68.18 |
| B.COM. (GEN.) [SHIFT-II] | 16 | 8 | 50.00 | 11 | 7 | 63.64 | 55.56 |
| B.COM. (VOC.) [SHIFT-II] | 13 | 6 | 46.15 | 13 | 10 | 76.92 | 61.54 |
| B.SC. MATHS [SHIFT-I] | 8 | 8 | 100.00 | 44 | 38 | 86.36 | 88.46 |
| B.SC. MATHS [SHIFT-II] | 10 | 6 | 60.00 | 32 | 30 | 93.75 | 85.71 |
| B.SC. PHYSICS | 18 | 15 | 83.33 | 30 | 25 | 83.33 | 83.33 |

| | | | | | | | |
|-----------------------------|------------|------------|--------------|------------|------------|--------------|--------------|
| B.SC. VISUAL COMMUNICATION | 39 | 17 | 43.59 | 5 | 4 | 80.00 | 47.73 |
| B.SC. CHEMISTRY | 22 | 7 | 31.82 | 25 | 18 | 72.00 | 53.19 |
| B.B.A. | 39 | 6 | 15.38 | 18 | 5 | 27.78 | 19.30 |
| B.SC. BOTANY | 12 | 2 | 16.67 | 22 | 9 | 40.91 | 32.35 |
| B.COM. CORPORATE | 33 | 12 | 36.36 | 25 | 20 | 80.00 | 55.17 |
| B.SC. ZOOLOGY | 21 | 8 | 38.10 | 23 | 17 | 73.91 | 56.82 |
| B.SC. COMP. SCI. [SHIFT-I] | 20 | 12 | 60.00 | 27 | 23 | 85.19 | 74.47 |
| B.SC. COMP. SCI. [SHIFT-II] | 32 | 13 | 40.63 | 11 | 8 | 72.73 | 48.84 |
| OVERALL TOTAL | 419 | 180 | 42.96 | 453 | 344 | 75.94 | 60.09 |

MAJOR – WISE PERFORMANCE OF I UG STUDENTS

- It is commendable that I year B.Sc. Maths (shift I & II), Physics, Computer Science (shift I), I B.A. English Literature and I B.Com. General (shift – I) have secured more than 70% pass.

SEMESTER – IV : MAJOR – WISE OVERALL RESULTS OF PG 2015 BATCH

| MAJOR | MALE STUDENTS | | FEMALE STUDENTS | | NO. OF FULLPASS | TOTAL PASS % |
|------------------------------|---------------|-----------|-----------------|------------|--------------------|--------------------|
| | APPEARED | FULLPASS | APPEARED | FULLPASS | | |
| M.A. ENGLISH LITERATURE | 10 | 10 | 18 | 17 | 27 | 96.43 |
| M.A. TAMIL | 9 | 8 | 13 | 13 | 21 | 95.45 |
| M.S.W. SOCIAL WORK | 6 | 6 | 2 | 2 | 8 | 100.00 |
| M.A. ECONOMICS | 5 | 5 | 4 | 4 | 9 | 100.00 |
| M.COM. COMMERCE | 10 | 6 | 20 | 20 | 26 | 86.67 |
| M.SC. PHYSICS | 2 | 0 | 12 | 9 | 9 | 64.29 |
| M.SC. MATHEMATICS | 3 | 3 | 19 | 18 | 21 | 95.45 |
| M.SC. BOTANY | 1 | 1 | 14 | 10 | 11 | 73.33 |
| M.SC. ZOOLOGY | 1 | 1 | 16 | 15 | 16 | 94.12 |
| M.SC. CHEMISTRY | 8 | 6 | 13 | 12 | 18 | 85.71 |
| M.SC. COMPUTER SCIENCE | 4 | 3 | 13 | 13 | 16 | 94.12 |
| M.SC. INFORMATION TECHNOLOGY | 3 | 3 | 6 | 5 | 8 | 88.89 |
| OVERALL TOTAL | 62 | 52 | 150 | 138 | 190 | 89.62 |

MAJOR – WISE PERFORMANCE OF II PG STUDENTS

- It is highly commendable that II year MSW and II M.A. Economics have secured 100% pass.
- II M.Sc. Physics students have secured 64% because of more failures in papers : Spectroscopic Techniques and Opto Electronics.
- II M.Sc. Botany students have secured only 73% because of more failures in paper : Plant Physiology.

SEMESTER – II : MAJOR – WISE OVERALL RESULTS OF PG 2016 BATCH

| MAJOR | MALE STUDENTS | | FEMALE STUDENTS | | NO. OF FULLPASS | TOTAL PASS % |
|----------------------|---------------|-----------|-----------------|------------|-----------------|--------------|
| | APPEARED | FULLPASS | APPEARED | FULLPASS | | |
| M.A. FOLK. AND COMM. | 4 | 4 | 2 | 2 | 6 | 100 |
| M.A. ENGLISH LIT. | 9 | 5 | 20 | 16 | 21 | 72.41 |
| M.A. TAMIL | 4 | 3 | 16 | 15 | 18 | 90 |
| M.S.W. SOCIAL WORK | 12 | 7 | 2 | 1 | 8 | 57.14 |
| M.A. ECONOMICS | 9 | 9 | 3 | 3 | 12 | 100 |
| M.COM. COMMERCE | 10 | 6 | 16 | 15 | 21 | 80.77 |
| M.SC. PHYSICS | 4 | 1 | 14 | 8 | 9 | 50 |
| M.SC. MATHEMATICS | 2 | 1 | 23 | 19 | 20 | 80 |
| M.SC. BOTANY | 2 | 1 | 12 | 7 | 8 | 57.14 |
| M.SC. ZOOLOGY | 6 | 2 | 5 | 1 | 3 | 27.27 |
| M.SC. CHEMISTRY | 3 | 1 | 10 | 4 | 5 | 38.46 |
| M.SC. COMP. SCIENCE | 4 | 4 | 11 | 11 | 15 | 100 |
| M.SC. INFORM. TECH. | 2 | 2 | 3 | 3 | 5 | 100 |
| OVERALL TOTAL | 71 | 46 | 137 | 105 | 151 | 72.6 |

MAJOR – WISE PERFORMANCE OF I PG STUDENTS

- It is highly commendable that I M.A..Folklore, I M.A. Economics, I M.Sc..Computer Science and I M.Sc.. Information Technology have secured 100% pass.
- Out of 11 students in I M.Sc. Zoology only 3 students have passed in all the subjects (27%).
- Out of 13 students in I M.Sc. Chemistry only 5 students have passed in all the subjects (38%).

M.C.A. RESULTS

| YEAR | MALE STUDENTS | | | FEMALE STUDENTS | | | TOTAL_PASS % |
|----------------------|---------------|-----------|--------------|-----------------|-----------|--------------|--------------|
| | APPEARED | FULLPASS | PASS % | APPEARED | FULLPASS | PASS % | |
| I | 12 | 12 | 100 | 9 | 9 | 100 | 100 |
| II | 5 | 4 | 80 | 13 | 12 | 92.31 | 88.89 |
| III | 9 | 9 | 100 | 14 | 14 | 100 | 100 |
| OVERALL TOTAL | 26 | 25 | 96.15 | 36 | 35 | 97.22 | 96.77 |

- It is highly commendable that MCA students have secured more than 97% pass.

M.B.A. RESULTS

| YEAR | MALE STUDENTS | | | FEMALE STUDENTS | | | TOTAL PASS % |
|---------------|---------------|-----------|--------|-----------------|-----------|--------|-----------------|
| | APPEARED | FULL PASS | PASS % | APPEARED | FULL PASS | PASS % | |
| I | 11 | 6 | 54.55 | 15 | 9 | 60 | 57.69 |
| II | 21 | 18 | 85.71 | 26 | 26 | 100 | 93.62 |
| OVERALL TOTAL | 32 | 24 | 75 | 41 | 35 | 85.37 | 80.82 |

M.PHIL RESULTS

| MAJOR | MALE STUDENTS | | | FEMALE STUDENTS | | | TOTAL_PASS % |
|-------------------|---------------|----------|--------|-----------------|----------|--------|--------------|
| | APPEARED | FULLPASS | PASS % | APPEARED | FULLPASS | PASS % | |
| M.PHIL. TAMIL | 5 | 4 | 80 | 10 | 9 | 90 | 86.67 |
| M.PHIL. MATHS | 1 | 1 | 100 | 16 | 16 | 100 | 100 |
| M.PHIL. COMMERCE | 3 | 3 | 100 | 11 | 11 | 100 | 100 |
| M.PHIL. BOTANY | 2 | 2 | 100 | 3 | 3 | 100 | 100 |
| M.PHIL. ZOOLOGY | - | - | - | 2 | 2 | 100 | 100 |
| M.PHIL.COMP. SCI. | 1 | 1 | 100 | 11 | 9 | 81.82 | 83.33 |
| OVERALL | 12 | 11 | 91.67 | 53 | 50 | 94.34 | 93.85 |

- It is highly commendable that M.Phil students have secured 94% pass.

PASSED OUT STUDENTS IN UG 2014 BATCH

| MAJOR | APPEARED | | WITH DISTINCTION | | 1ST CLASS | | | | 2ND CLASS | | | | 3RD CLASS | | | | TOTAL FULLPASS | | | |
|----------------------|----------|----|---------------------|--------|-----------|--------|-------|---|-----------|--------|-------|---|-----------|---|-------|---|-------------------|--------|-------|---|
| | | | | | REGU. | | SUPP. | | REGU. | | SUPP. | | REGU. | | SUPP. | | REGU. | | SUPP. | |
| | M | F | M | F | M | F | M | F | M | F | M | F | M | F | M | F | M | F | M | F |
| B.A. ECONOMICS | 35 | 11 | - | - | 1 | 4 | - | - | 1 2 | 5 | - | 1 | 4 | - | 1 | - | 1 7 | 9 | 1 | 1 |
| B.A. TAMIL | 22 | 29 | - | 2 | 2 | 1 4 | - | - | 3 | 8 | - | - | - | - | - | - | 5 | 2 4 | - | - |
| B.A. ENGLISH [S-I] | 30 | 32 | - | 1 | 1 2 | 1 5 | - | - | 1 2 | 1 0 | - | - | 1 | 2 | 1 | 3 | 2 5 | 2 8 | 1 | 3 |
| B.A. ENGLISH [S-II] | 25 | 33 | 1 | - | 9 | 2 1 | - | - | 8 | 5 | 3 | 1 | - | - | - | 2 | 1 8 | 2 6 | 3 | 3 |
| B.COM. (GEN.) [S-I] | 17 | 19 | 3 | 4 | 7 | 8 | - | - | 3 | 2 | 0 | 1 | - | - | 2 | - | 1 3 | 1 4 | 2 | 1 |
| B.COM. (VOC.) [S-I] | 14 | 14 | 2 | 7 | 5 | 3 | - | - | 4 | 1 | - | - | - | - | - | - | 1 1 | 1 1 | - | - |
| B.COM. (GEN.) [S-II] | 22 | 10 | 1 | 2 | 4 | 5 | 1 | - | 4 | 3 | 6 | - | - | - | 2 | - | 9 | 1 0 | 9 | - |
| B.COM. (VOC.) [S-II] | 10 | 15 | - | 3 | 1 | 9 | 1 | 1 | 1 | - | 1 | 1 | - | - | - | - | 2 | 1 2 | 2 | 2 |
| B.SC. MATHS [S-I] | 20 | 28 | 5 | 1 2 | 5 | 1 3 | - | - | 4 | 1 | 2 | - | 2 | 1 | 1 | - | 1 6 | 2 7 | 3 | - |
| B.SC. MATHS [S-II] | 11 | 35 | 2 | 1 4 | 8 | 1 8 | 1 | 1 | - | 1 | - | - | - | - | - | - | 1 0 | 3 3 | 1 | 1 |
| B.SC. PHYSICS | 18 | 26 | - | 5 | 1 3 | 1 9 | 2 | - | - | 1 | 1 | - | - | - | - | - | 1 3 | 2 5 | 3 | - |
| B.SC. VIS. COMM. | 35 | 6 | 1 | 2 | 1 8 | 2 | - | - | 7 | - | - | - | - | - | - | - | 2 6 | 4 | - | - |
| B.SC. CHEMISTRY | 19 | 28 | 1 | 6 | 1 0 | 1 7 | - | - | 6 | 3 | - | - | - | - | - | - | 1 7 | 2 6 | - | - |
| B.B.A. | 27 | 25 | - | 1 | 4 | 1 3 | - | - | 1 5 | 7 | - | 1 | 2 | - | 1 | - | 2 1 | 2 1 | 1 | 1 |

| | | | | | | | | | | | | | | | | | |
|----------------------|-----------|----------|----------|-----------|-----------|----------|-----------|----------|------------|--------------|-----------|-----------|-----------|----------|----------|----------|------------|
| M.S.W. SOCIAL WORK | 6 | - | - | 3 | 3 | - | - | - | 2 | - | - | 1 | 1 | - | - | - | 8 |
| M.A. ECONOMICS | 5 | - | - | 3 | 2 | - | - | - | 4 | - | - | 3 | - | - | - | - | 8 |
| M.COM. COMMERCE | 10 | - | - | 1 | 3 | - | 1 | - | 20 | - | - | 5 | 10 | 2 | 1 | 1 | 24 |
| M.SC. PHYSICS | 2 | - | - | 0 | 0 | - | 0 | - | 12 | - | 2 | 5 | 1 | 1 | - | - | 9 |
| M.SC. MATHEMATICS | 3 | - | - | 1 | 1 | - | 0 | - | 19 | 2 | 4 | 7 | 3 | 1 | - | 1 | 20 |
| M.SC. BOTANY | 1 | - | - | - | - | - | 1 | - | 14 | - | - | 2 | 2 | 1 | 2 | 1 | 9 |
| M.SC. ZOOLOGY | 1 | - | - | - | 1 | - | - | - | 16 | - | 2 | 2 | 7 | - | - | 1 | 13 |
| M.SC. CHEMISTRY | 8 | - | - | - | - | 1 | 1 | 1 | 13 | - | - | 2 | 4 | 2 | - | 2 | 13 |
| M.SC. COMP. SCI. | 4 | - | - | 2 | 1 | - | - | - | 13 | - | 4 | 7 | 1 | 1 | - | - | 16 |
| M.SC. INFORM. TECH. | 3 | - | 1 | 2 | - | - | - | - | 6 | - | 2 | 3 | - | - | - | - | 8 |
| TOTAL | 64 | - | 1 | 13 | 21 | 1 | 10 | 1 | 150 | 2 | 15 | 43 | 47 | 8 | 7 | 7 | 176 |
| OVERALLPASS % | | | | | | | | | | 82.24 | | | | | | | |

PASSED OUT STUDENTS IN M.C.A.

| MALE STUDENTS | | | | FEMALE STUDENTS | | | | TOTAL FULLPASS |
|---------------------|----------------------------------|--------------------------|--------------------------|-----------------|----------------------------------|--------------|--------------------------|-------------------|
| APPEARED | 1ST CLASS WITH DISTINCTION | 1 ST CLASS | 2 ND CLASS | APPEARED | 1ST CLASS WITH DISTINCTION | 1ST CLASS | 2 ND CLASS | |
| 9 | 1 | 8 | - | 12 | 5 | 6 | - | 20 |
| MCA (LATERAL ENTRY) | | | | | | | | |
| - | - | - | - | 2 | 2 | - | - | 2 |

PASSED OUT STUDENTS IN M.B.A.

| MALE STUDENTS | | | | | | | | FEMALE STUDENTS | | | | | | | | TOTAL FULLPASS |
|---------------|-------------------------------|------|------|--------------------------|-------|--------------------------|-------|-----------------|-------------------------------|------|------|--------------------------|-------|--------------------------|-------|-------------------|
| APPEARED | 1ST CLASS WITH DISTINCTION | | | 1 ST CLASS | | 2 ND CLASS | | APPEARED | 1ST CLASS WITH DISTINCTION | | | 1 ST CLASS | | 2 ND CLASS | | |
| | O | A+ | A | B+ | | B | | | O | A+ | A | B+ | | B | | |
| | REG. | REG. | REG. | REG. | SUPP. | REG. | SUPP. | | REG. | REG. | REG. | REG. | SUPP. | REG. | SUPP. | |
| 21 | - | - | 2 | 11 | 1 | 2 | 2 | 26 | - | 3 | 10 | 7 | 2 | 2 | 2 | 37 |

PASSED OUT STUDENTS IN M.PHIL.

| MAJOR | MALE STUDENTS | | | | | | FEMALE STUDENTS | | | | | | TOTAL FULLP ASS |
|---------------------|---------------|------------------|----|-------|-----------------------|-----------------------|-----------------|------------------|----|----|-----------------------|-----------------------|-----------------|
| | APPEARED | 1ST CLASS | | | 1 ST CLASS | 2 ND CLASS | APPEARED | 1ST CLASS | | | 1 ST CLASS | 2 ND CLASS | |
| | | WITH DISTINCTION | | | | | | WITH DISTINCTION | | | | | |
| | | O | A+ | A | B+ | B | | O | A+ | A | B+ | B | |
| M.PHIL. TAMIL | 5 | - | 2 | 2 | - | - | 10 | - | 3 | 6 | - | - | 13 |
| M.PHIL. MATHEMATICS | 1 | - | - | 1 | - | - | 16 | - | 7 | 6 | 3 | - | 17 |
| M.PHIL. COMMERCE | 3 | - | - | - | 3 | - | 11 | - | 1 | 5 | 5 | - | 14 |
| M.PHIL. BOTANY | 2 | - | - | 1 | 1 | - | 3 | - | - | 2 | - | 1 | 5 |
| M.PHIL. ZOOLOGY | - | - | - | - | - | - | 2 | - | - | 2 | - | - | 2 |
| M.PHIL.COMP. SCI. | 1 | - | - | 1 | - | - | 11 | - | 2 | 5 | 2 | - | 10 |
| TOTAL | 12 | - | 2 | 5 | 4 | - | 53 | - | 13 | 26 | 10 | 1 | 61 |
| OVERALLPASS % | | | | 93.85 | | | | | | | | | |

PERFORMANCE ANALYSIS

UG COURSES

The overall pass percentage of UG courses is 72% and PG courses is 81%. The overall pass percentage of shift – I courses is better (74%) than shift – II courses (71%). The female students of shift – I (84%) and shift – II (86%) have performed better than the male students of shift – I and shift – II courses (59%). The overall pass percentage of shift I and II science courses (76%) is more than shift I and II arts courses (70%).

It is commendable that III B.Sc. Maths students of shift I and II have secured 96% and 98% respectively. It is worth noting that III B.Sc. Chemistry, Physics, Visual Communication, III B.A English Literature, III B.B.A. and III B.Com. Commerce (Gen.)(Shift – I) have secured more than 90% pass. Low pass percentage is noted in III B.Sc. Botany, Zoology and III B.A. Tamil.

It is commendable that II B.Sc. Maths, Physics, Chemistry, II B.A. English Literature and II B.B.A. have secured more than 73% pass. It is a concern to note that II B.Sc. Botany, Zoology, Computer Science and II B.A. Tamil, II B.A. Economics and II B.Com. Commerce (Vocational) have secured low pass percentages.

It is commendable that I B.Sc. Maths (shift-I and II), Physics, Computer Science (Shift – I), I B.A. English Literature and I B.Com. Commerce (General) (shift-I) have secured more than 70% pass.

PG and M.Phil. COURSES

The overall pass percentage of the PG courses of both shift – I and II is 81% with the male students securing 74% and the female students securing 85%. The shift – I arts students have secured the highest pass percentage of 88%.

It is highly commendable that II year M.S.W. and II M.A. Economics have secured 100% pass. II M.Sc. Physics students have secured 64% because of more failures in papers: Spectroscopic Techniques and OptoElectronics. II M.Sc. Botany students have secured only 73% because of more failures in papers: Plant Physiology. It is highly commendable I M.Sc. Computer Science and I M.Sc. Information Technology have secured 100% pass.

It is commendable that MCA students have secured more than 97% pass and II M.B.A. students have secured 81% pass.

The overall pass percentage of M.Phil students is 94%.

STANDARDS OF ASSESSMENT PRACTICE

- Assessment of learning in St.Xavier's is continuous, systematic and multidimensional.
- Continuous internal assessment encourages students to develop good study habits and alleviates the stress of semester examinations.
- End semester assessments are designed to sum up academic achievement and skill acquisition.

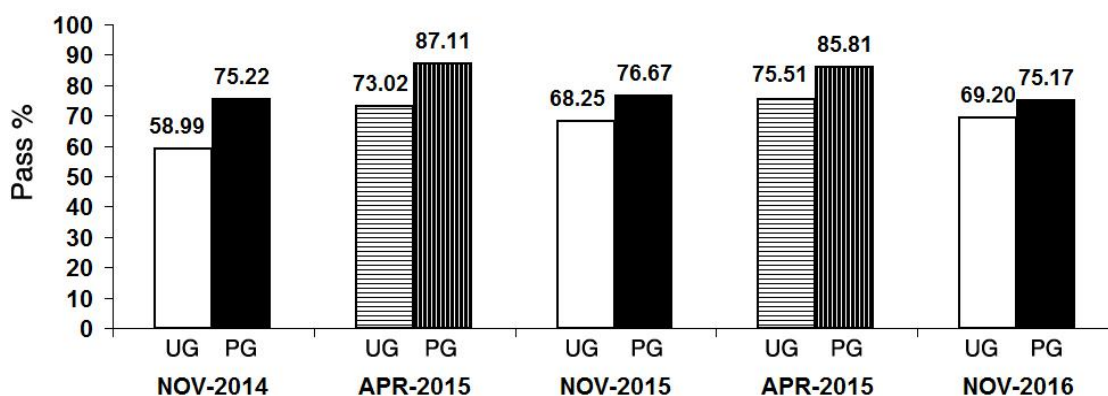
RECOMMENDATIONS

- HODs / Teachers can advise the students to write the two written tests of CIA.
- HODs / Teachers can motivate the students to perform better in the written tests of CIA.
- HODs can arrange remedial classes for the poor performers in the CIA.
- HODs can review the syllabi of difficult papers (papers with more difficult concepts) in the departmental / Board of studies meetings.
- HODs can persuade the teachers to provide simple but standard study materials to the students.

SEMESTER RESULTS - NOVEMBER-2016

Examination is an important tool of assessing the progress made by students in their academic journey. Semester theory examinations for the odd semester were conducted over a period of 12 days from 31st October – 11th November 2016 as given in the academic calendar. Practical examinations for science and arts courses were held from 20th – 27th October. Semester examination results were declared on 10th December 2016 after duly scrutinized in a meeting of 27 – member Awards Committee held on the same day. About 3149 students appeared in the odd semester examination out of which 2227 students passed i.e., the pass percentage of odd semester is 71%.

GRAPHICAL REPRESENTATION OF SEMESTER WISE RESULTS FROM **NOVEMBER-2014 TO NOVEMBER-2016**



- Overall pass percentage of PG courses is more than UG courses.
- Overall pass percentage of UG courses in November-2016 is better than November-2015.
- Overall pass percentage of PG courses in November-2016 is a little less than November-2015.
- In general, UG/PG students performed better in even semester examinations.

OVERALL RESULTS OF SEMESTER EXAM, NOV – 2016

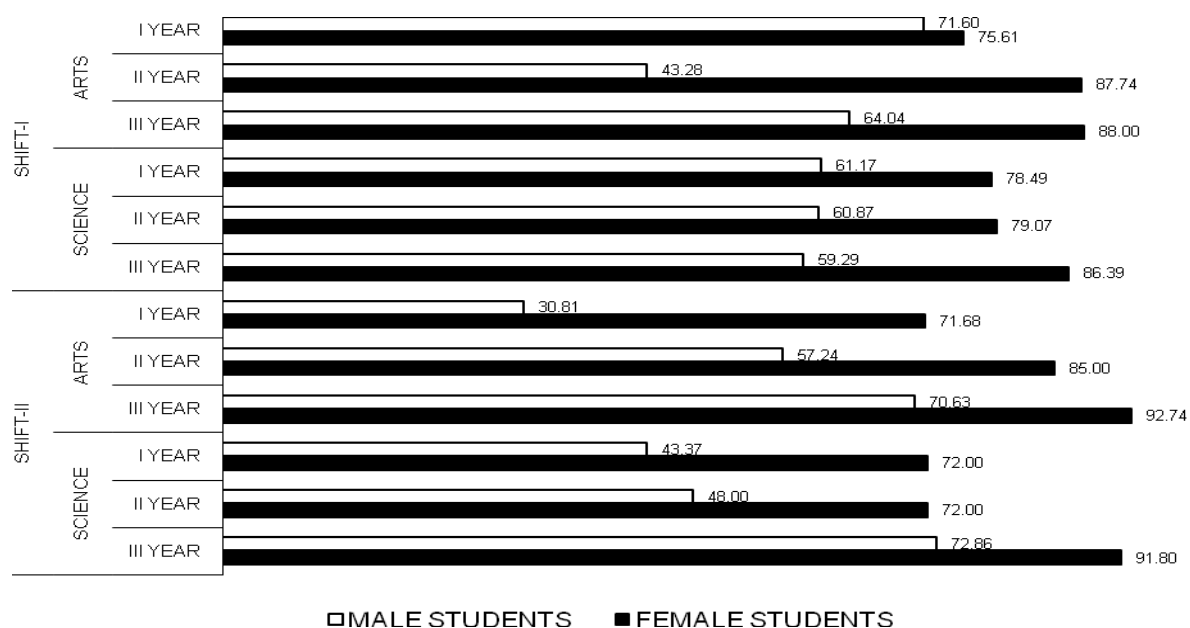
| COURSE | MALE STUDENTS | | | FEMALE STUDENTS | | | TOTAL PASS % |
|--------------------------|----------------------|----------------------|-------------------|------------------------|----------------------|-------------------|-----------------------------|
| | APPEARED | FULL PASS | PASS % | APPEARED | FULL PASS | PASS % | |
| UG | 1223 | 682 | 55.76 | 1293 | 1059 | 81.90 | 69.20 |
| PG | 140 | 98 | 70.00 | 291 | 226 | 77.66 | 75.17 |
| MCA | 27 | 26 | 96.30 | 36 | 34 | 94.44 | 95.24 |
| MBA | 32 | 14 | 43.75 | 44 | 27 | 61.36 | 53.95 |
| M.PHIL | 12 | 11 | 91.67 | 53 | 50 | 94.34 | 93.85 |
| OVERALL TOTAL | 1422 | 831 | 57.95 | 1717 | 1396 | 81.30 | 70.68 |

- The overall pass percentage of UG courses is 69%.
- Girl students have performed better than male students in UG, PG, MCA, MBA and M.Phil Courses.
- It is a concern to note that MBA arts students have secured only 54%.
- Four malpractice cases were reported in semester theory exam.

PASS PERCENTAGES OF UG SHIFT -I AND II STUDENTS

| COURSE | | YEAR | MALE STUDENTS | | | FEMALE STUDENTS | | | TOTAL |
|---------------|---------|------|---------------|-----------|--------|-----------------|-----------|--------|--------|
| | | | APPEARED | FULL PASS | PASS % | APPEARED | FULL PASS | PASS % | PASS % |
| SHIFT-I | ARTS | I | 81 | 58 | 71.60 | 123 | 93 | 75.61 | 74.02 |
| | | II | 67 | 29 | 43.28 | 106 | 93 | 87.74 | 70.52 |
| | | III | 89 | 57 | 64.04 | 75 | 66 | 88 | 75.00 |
| | SCIENCE | I | 103 | 63 | 61.17 | 172 | 135 | 78.49 | 72.00 |
| | | II | 92 | 56 | 60.87 | 172 | 136 | 79.07 | 72.73 |
| | | III | 113 | 67 | 59.29 | 147 | 127 | 86.39 | 74.62 |
| SHIFT-II | ARTS | I | 172 | 53 | 30.81 | 113 | 81 | 71.68 | 47.02 |
| | | II | 152 | 87 | 57.24 | 100 | 85 | 85.00 | 68.25 |
| | | III | 126 | 89 | 70.63 | 124 | 115 | 92.74 | 81.60 |
| | SCIENCE | I | 83 | 36 | 43.37 | 50 | 36 | 72.00 | 54.14 |
| | | II | 75 | 36 | 48.00 | 50 | 36 | 72.00 | 57.60 |
| | | III | 70 | 51 | 72.86 | 61 | 56 | 91.8 | 81.68 |
| OVERALL TOTAL | | | 1223 | 682 | 56 | 1293 | 1059 | 82 | 69 |

GRAPHICAL REPRESENTATION OF GENDER - WISE UG PERFORMANCE



PERFORMANCE OF SHIFT - I AND II UG STUDENTS

- The overall pass percentage of shift – I courses (73%) is better than shift – II courses (65%).
- The female students of shift – I (83%) and Shift – II (82%) have performed better than male students of shift – I (60%) and shift – II (53%).

PASS PERCENTAGES OF UG PART – I LANGUAGES

| SEM | LANGUAGE - I | APPEARED | FULL PASS | PASS % |
|------------|-------------------|----------|-----------|--------|
| I | GENERAL TAMIL - I | 866 | 742 | 85.68 |
| | HINDI - I | 10 | 9 | 90 |
| | FRENCH - I | 21 | 17 | 80.95 |
| III | GENERAL TAMIL-III | 507 | 457 | 90.14 |
| | FRENCH - III | 13 | 10 | 76.92 |

PASS PERCENTAGES OF UG PART – II LANGUAGES

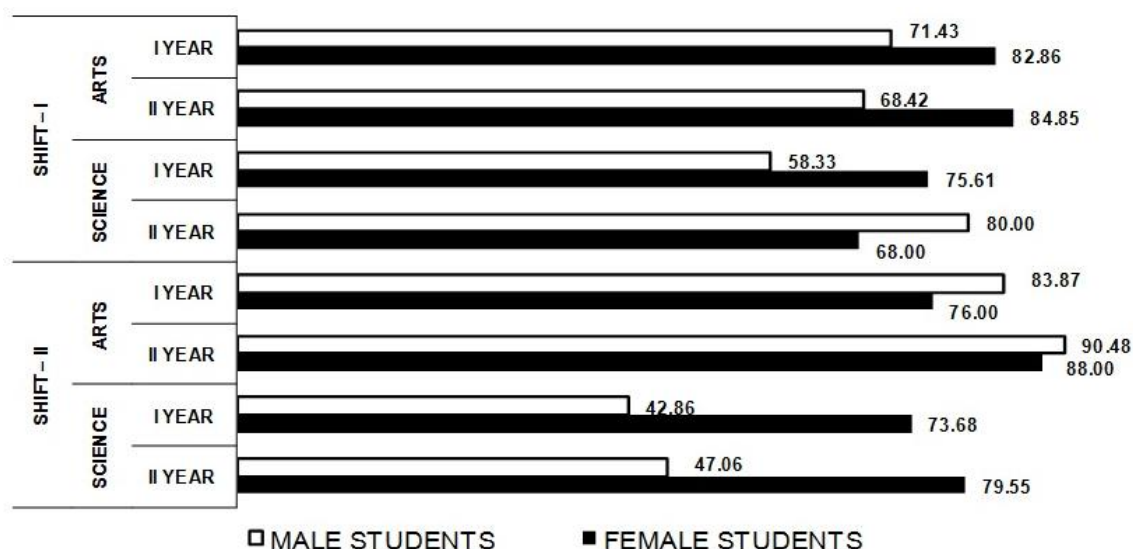
| SEM | LANGUAGE - II | APPEARED | FULL PASS | PASS % |
|------------|-----------------------|-----------------|------------------|---------------|
| I | GENERAL ENGLISH - I | 897 | 758 | 84.5 |
| III | GENERAL ENGLISH - III | 520 | 457 | 87.88 |

OVERALL PASS PERCENTAGES OF PG STUDENTS

| COURSE | | YEAR | MALE STUDENTS | | | FEMALE STUDENTS | | | TOTAL |
|---------------|---------|------|---------------|--------------|--------|-----------------|--------------|--------|-----------|
| | | | APPEAR ED | FULL PASS | PASS % | APPEAR ED | FULL PASS | PASS % | PASS % |
| SHIFT – I | ARTS | I | 21 | 15 | 71.43 | 35 | 29 | 82.86 | 78.57 |
| | | II | 19 | 13 | 68.42 | 33 | 28 | 84.85 | 78.85 |
| | SCIENCE | I | 12 | 7 | 58.33 | 41 | 31 | 75.61 | 71.7 |
| | | II | 5 | 4 | 80 | 50 | 34 | 68 | 69.09 |
| SHIFT – II | ARTS | I | 31 | 26 | 83.87 | 25 | 19 | 76 | 80.36 |
| | | II | 21 | 19 | 90.48 | 25 | 22 | 88 | 89.13 |
| | SCIENCE | I | 14 | 6 | 42.86 | 38 | 28 | 73.68 | 65.38 |
| | | II | 17 | 8 | 47.06 | 44 | 35 | 79.55 | 70.49 |
| OVERALL TOTAL | | | 140 | 98 | 70 | 291 | 226 | 77.66 | 75.17 |

- The overall pass percentage of the PG courses of both shift – I and II is 75 % with shift – I and II students securing 75% and 76% respectively.
- The shift – II arts students have secured the highest pass percentage of 85%.

GRAPHICAL REPRESENTATION OF GENDER - WISE PG PERFORMANCE



UG : PASS RATES IN ORAL EXAMS OF GENERAL ENGLISH

| SEM | SUBJECT | APPEARED | PASS % |
|-----|-----------------------------------|----------|--------|
| I | GENERAL ENGLISH – I (VIVA) * | 892 | 100 |
| III | GENERAL ENGLISH – III (VIVA) # | 495 | 100 |

* For every student, the testing of 4 communications skills was performed (e.g., reading aloud, speaking on a given topic, describing a picture and personal conversation)

(Skills tested : Issue based conversation, describing a process or procedure debate, group discussion)

UG : PASS RATES IN ORAL EXAMS OF SPOKEN ENGLISH

| SEM | SUBJECT | | APPEARED | PASS % |
|-----|--------------------------|------------|----------|--------|
| I | NME–SPOKEN ENGLISH | SHIFT – I | 65 | 100 |
| | (SHIFT – I & SHIFT – II) | SHIFT – II | 51 | 100 |
| III | ALLIED–SPOKEN ENGLISH | SHIFT – I | 60 | 96.67 |
| | (Only English Dep.) | SHIFT – II | 53 | 100 |

PASS RATES IN PRACTICAL EXAMS OF UG ARTS COURSES

| DEPARTMENTS | SEM | APPEARED | PASS % |
|-----------------------------------|------------|-----------------|---------------|
| B.A. TAMIL | III | 40 | 100 |
| B.COM. COMMERCE (GEN.) [SHIFT-I] | III | 42 | 95.24 |
| B.COM. COMMERCE (VOC.) [SHIFT-I] | I | 22 | 100 |
| | III | 19 | 97.37 |
| | V | 26 | 100 |
| B.COM. COMMERCE (GEN.) [SHIFT-II] | III | 31 | 77.42 |
| B.COM. COMMERCE (VOC.) [SHIFT-II] | I | 26 | 100 |
| | III | 23 | 82.61 |
| | V | 24 | 98.61 |
| B.B.A. BUSINESS ADMINISTRATION | III | 51 | 100 |
| | V | 47 | 100 |
| B.COM. CORPORATE SECRETARYSHIP | V | 54 | 87.04 |

PASS RATES IN PRACTICAL EXAMS OF UG SCIENCE COURSES

| DEPARTMENTS | SEM | APPEARED | PASS % |
|-----------------------------------|-----|----------|--------|
| B.SC. MATHS [SHIFT-I] | I | 52 | 100 |
| B.SC. MATHS [SHIFT-II] | I | 42 | 100 |
| B.SC. PHYSICS | I | 48 | 100 |
| | III | 47 | 100 |
| | V | 43 | 100 |
| B.SC. VIS. COMM. | I | 41 | 100 |
| | III | 35 | 100 |
| | V | 40 | 100 |
| B.SC. CHEMISTRY | I | 47 | 97.83 |
| | III | 45 | 93.34 |
| | V | 46 | 100 |
| B.SC. BOTANY | I | 34 | 82.09 |
| | III | 37 | 95.8 |
| | V | 33 | 85.07 |
| B.SC. ZOOLOGY | I | 45 | 92.22 |
| | III | 39 | 89.68 |
| | V | 42 | 85.71 |
| B.SC. COMPUTER SCIENCE [SHIFT-I] | I | 47 | 100 |
| | III | 47 | 93.49 |
| | V | 46 | 94.57 |
| B.SC. COMPUTER SCIENCE [SHIFT-II] | I | 43 | 93.02 |
| | III | 47 | 98.58 |
| | V | 41 | 93.9 |

PASS RATES IN PRACTICAL EXAMS OF PG SCIENCE COURSES

| DEPARTMENTS | SEM | APPEARED | PASS % |
|------------------------------|-----|----------|--------|
| M.SC. PHYSICS | I | 18 | 100 |
| | III | 14 | 100 |
| M.SC. MATHEMATICS | I | 25 | 100 |
| | III | 22 | 90.91 |
| M.SC. BOTANY | I | 16 | 100 |
| | III | 16 | 93.75 |
| M.SC. ZOOLOGY | I | 12 | 100 |
| | III | 17 | 100 |
| M.SC. CHEMISTRY | I | 14 | 100 |
| | III | 21 | 100 |
| M.SC. COMP. SCI. | I | 15 | 100 |
| | III | 17 | 94.12 |
| M.SC. INFORMATION TECHNOLOGY | I | 5 | 100 |
| | III | 9 | 100 |
| M.C.A | I | 21 | 100 |
| | II | 18 | 100 |
| | III | 23 | 100 |

PASS RATES IN PRACTICAL EXAMS OF PG ARTS COURSES

| DEPARTMENTS | SEM | APPEARED | PASS % |
|--------------------|-----|----------|--------|
| M.S.W. SOCIAL WORK | I | 15 | 100 |
| | III | 8 | 100 |
| M.COM. COMMERCE | III | 29 | 100 |
| M.B.A. | III | 48 | 100 |

SEMESTER – V : MAJOR – WISE OVERALL RESULTS OF UG 2014 BATCH

| MAJOR | MALE STUDENTS | | | FEMALE STUDENTS | | | TOTAL PASS % |
|-----------------------------------|---------------|--------------|--------------|-----------------|--------------|--------------|--------------------|
| | APPEARED | FULL PASS | PASS % | APPEARED | FULL PASS | PASS % | |
| B.A. ECONOMICS | 29 | 12 | 41.38 | 11 | 8 | 72.73 | 50 |
| B.A. TAMIL | 12 | 9 | 75 | 28 | 28 | 100 | 92.5 |
| B.A. ENGLISH LIT.[SHIFT-I] | 30 | 23 | 76.67 | 32 | 30 | 93.75 | 85.48 |
| B.A. ENGLISH LIT. [SHIFT-II] | 21 | 20 | 95.24 | 31 | 25 | 80.65 | 86.54 |
| B.COM. COMMERCE (GEN.) [SHIFT-I] | 17 | 15 | 88.24 | 19 | 16 | 84.21 | 86.11 |
| B.COM. COMMERCE (VOC.) [SHIFT-I] | 13 | 7 | 53.85 | 13 | 12 | 92.31 | 73.08 |
| B.COM. COMMERCE (GEN.) [SHIFT-II] | 22 | 10 | 45.45 | 10 | 9 | 90 | 59.38 |
| B.COM. COMMERCE (VOC.) [SHIFT-II] | 9 | 6 | 66.67 | 15 | 15 | 100 | 87.5 |
| B.SC. MATHEMATICS [SHIFT-I] | 20 | 15 | 75 | 27 | 26 | 96.3 | 87.23 |
| B.SC. MATHEMATICS [SHIFT-II] | 11 | 10 | 90.91 | 35 | 31 | 88.57 | 89.13 |
| B.SC. PHYSICS | 18 | 17 | 94.44 | 25 | 25 | 100 | 97.67 |
| B.SC. VISUAL COMMUNICATION | 34 | 31 | 91.18 | 5 | 5 | 100 | 92.31 |
| B.SC. CHEMISTRY | 19 | 13 | 68.42 | 27 | 24 | 88.89 | 80.43 |
| B.B.A. BUSINESS ADMINISTRATION | 24 | 20 | 83.33 | 23 | 21 | 91.3 | 87.23 |
| B.SC. BOTANY | 17 | 5 | 29.41 | 18 | 15 | 83.33 | 57.14 |
| B.COM. CORPORATE SECRETARYSHIP | 38 | 24 | 63.16 | 17 | 17 | 100 | 74.55 |
| B.SC. ZOOLOGY | 21 | 6 | 28.57 | 21 | 15 | 71.43 | 50 |
| B.SC. COMP. SCI. [SHIFT-I] | 18 | 11 | 61.11 | 29 | 22 | 75.86 | 70.21 |
| B.SC. COMP. SCI. [SHIFT-II] | 25 | 10 | 40 | 21 | 20 | 95.24 | 65.22 |
| OVERALL TOTAL | 398 | 264 | 66.33 | 407 | 364 | 89.43 | 78.01 |

MAJOR – WISE PERFORMANCE OF III UG STUDENTS

- It is commendable that III B.Sc. Physics students have secured the highest pass percentage of 98%.
- It is worth noting that III B.A. English Literature of shift-I and shift-II students have secured more than 85% pass.
- It is commendable that B.Sc. Maths students of shift – I and II have secured 87% and 89% respectively.
- It is a concern to note that low pass percentage is recorded in III B.Com. (General) shift - II, III B.A. Economics, III B.Sc. Botany and Zoology.

SEMESTER – III : MAJOR–WISE OVERALL RESULTS OF UG 2015 BATCH

| MAJOR | MALE STUDENTS | | | FEMALE STUDENTS | | | TOTAL PASS % |
|--------------------------------------|------------------|-----------|--------|--------------------|-----------|--------|--------------------|
| | APPEARED | FULL PASS | PASS % | APPEARED | FULL PASS | PASS % | |
| B.A. ECONOMICS | 32 | 7 | 21.88 | 18 | 10 | 55.56 | 34.00 |
| B.A. TAMIL | 25 | 12 | 48.00 | 15 | 13 | 86.67 | 62.50 |
| B.A. ENGLISH LIT.[SHIFT-I] | 13 | 9 | 69.23 | 47 | 47 | 100.00 | 93.33 |
| B.A. ENGLISH LIT. [SHIFT-II] | 25 | 21 | 84.00 | 30 | 28 | 93.33 | 89.09 |
| B.COM. COMMERCE (GEN.) [SHIFT-I] | 11 | 7 | 63.64 | 33 | 29 | 87.88 | 81.82 |
| B.COM. COMMERCE (VOC.) [SHIFT-I] | 11 | 6 | 54.55 | 8 | 7 | 87.50 | 68.42 |
| B.COM. COMMERCE (GEN.) [SHIFT-II] | 23 | 9 | 39.13 | 8 | 6 | 75.00 | 48.39 |
| B.COM. COMMERCE (VOC.) [SHIFT-II] | 13 | 2 | 15.38 | 10 | 7 | 70.00 | 39.13 |
| B.SC. MATHEMATICS [SHIFT-I] | 10 | 7 | 70.00 | 37 | 34 | 91.89 | 87.23 |
| B.SC. MATHEMATICS [SHIFT-II] | 15 | 14 | 93.33 | 29 | 28 | 96.55 | 95.45 |
| B.SC. PHYSICS | 13 | 9 | 69.23 | 34 | 31 | 91.18 | 85.11 |
| B.SC. VISUAL COMMUNICATION | 31 | 17 | 54.84 | 5 | 5 | 100.00 | 61.11 |
| B.SC. CHEMISTRY | 27 | 19 | 70.37 | 18 | 18 | 100.00 | 82.22 |
| B.B.A. BUSINESS ADMINISTRATION | 33 | 23 | 69.70 | 18 | 16 | 88.89 | 76.47 |

| | | | | | | | |
|--------------------------------|------------|------------|--------------|------------|------------|--------------|--------------|
| B.SC. BOTANY | 9 | 5 | 55.56 | 28 | 14 | 50.00 | 51.35 |
| B.COM. CORPORATE SECRETARYSHIP | 33 | 20 | 60.61 | 19 | 15 | 78.95 | 67.31 |
| B.SC. ZOOLOGY | 13 | 4 | 30.77 | 28 | 18 | 64.29 | 53.66 |
| B.SC. COMP. SCI. [SHIFT-I] | 20 | 12 | 60.00 | 27 | 21 | 77.78 | 70.21 |
| B.SC. COMP. SCI. [SHIFT-II] | 29 | 11 | 37.93 | 18 | 15 | 83.33 | 55.32 |
| OVERALL TOTAL | 386 | 214 | 55.44 | 430 | 362 | 84.19 | 70.59 |

MAJOR – WISE PERFORMANCE OF II UG STUDENTS

- It is commendable that II year shifts I and II students of B.Sc. Mathematics have secured 87% and 95% respectively.
- It is noteworthy that II year shifts I and II students of B.A. English Literature have secured 93% and 89% respectively.
- It is also commendable that II year B.Sc. Physics students have secured a pass rate of 85%
- It is a concern to note that shift I students of B.A. Economics, B.Sc. Botany and Zoology and shift II students of B.Com. General and Vocational have secured low pass percentages.

SEMESTER – I : MAJOR–WISE OVERALL RESULTS OF UG 2016 BATCH

| MAJOR | MALE STUDENTS | | | FEMALE STUDENTS | | | TOTAL PASS % |
|--------------------------------------|------------------|-----------|--------|--------------------|-----------|--------|--------------------|
| | APPEARED | FULL PASS | PASS % | APPEARED | FULL PASS | PASS % | |
| B.A. ECONOMICS | 48 | 30 | 62.50 | 16 | 12 | 75.00 | 65.63 |
| B.A. TAMIL | 41 | 10 | 24.39 | 13 | 10 | 76.92 | 37.04 |
| B.A. ENGLISH LIT.[SHIFT-I] | 14 | 14 | 100.00 | 56 | 40 | 71.43 | 77.14 |
| B.A. ENGLISH LIT. [SHIFT-II] | 25 | 10 | 40.00 | 32 | 24 | 75.00 | 59.65 |
| B.COM. COMMERCE (GEN.) [SHIFT-I] | 12 | 9 | 75.00 | 36 | 31 | 86.11 | 83.33 |
| B.COM. COMMERCE (VOC.) [SHIFT-I] | 7 | 5 | 71.43 | 15 | 10 | 66.67 | 68.18 |
| B.COM. COMMERCE (GEN.) [SHIFT-II] | 17 | 5 | 29.41 | 11 | 10 | 90.91 | 53.57 |
| B.COM. COMMERCE (VOC.) [SHIFT-II] | 14 | 5 | 35.71 | 13 | 9 | 69.23 | 51.85 |
| B.SC. MATHEMATICS [SHIFT-I] | 8 | 6 | 75.00 | 44 | 30 | 68.18 | 69.23 |
| B.SC. MATHEMATICS [SHIFT-II] | 10 | 3 | 30.00 | 32 | 26 | 81.25 | 69.05 |
| B.SC. PHYSICS | 18 | 14 | 77.78 | 30 | 28 | 93.33 | 87.50 |
| B.SC. VISUAL COMMUNICATION | 40 | 15 | 37.50 | 6 | 2 | 33.33 | 36.96 |
| B.SC. CHEMISTRY | 22 | 15 | 68.18 | 25 | 23 | 92.00 | 80.85 |
| B.B.A. BUSINESS ADMINISTRATION | 41 | 11 | 26.83 | 18 | 12 | 66.67 | 38.98 |
| B.SC. BOTANY | 13 | 5 | 38.46 | 22 | 12 | 54.55 | 48.57 |
| B.COM. CORPORATE SECRETARYSHIP | 34 | 12 | 35.29 | 26 | 16 | 61.54 | 46.67 |

| | | | | | | | |
|-----------------------------|------------|------------|--------------|------------|------------|--------------|--------------|
| B.SC. ZOOLOGY | 22 | 10 | 45.45 | 24 | 15 | 62.50 | 54.35 |
| B.SC. COMP. SCI. [SHIFT-I] | 20 | 13 | 65.00 | 27 | 27 | 100.00 | 85.11 |
| B.SC. COMP. SCI. [SHIFT-II] | 33 | 18 | 54.55 | 12 | 8 | 66.67 | 57.78 |
| OVERALL TOTAL | 439 | 210 | 47.84 | 458 | 345 | 75.33 | 61.87 |

MAJOR – WISE PERFORMANCE OF I UG STUDENTS

- It is commendable that shift - I students of B.Sc. Physics, Chemistry, Computer Science (shift - I) and B.Com. General (shift - I) have secured more than 80%.

SEMESTER – III : MAJOR – WISE OVERALL RESULTS OF PG 2015 BATCH

| MAJOR | MALE STUDENTS | | | FEMALE STUDENTS | | | TOTAL PASS % |
|------------------------------|---------------|-----------|--------|-----------------|-----------|--------|--------------|
| | APPEARED | FULL PASS | PASS % | APPEARED | FULL PASS | PASS % | |
| M.A. ENGLISH LITERATURE | 10 | 10 | 100.00 | 19 | 17 | 89.47 | 93.10 |
| M.A. TAMIL | 9 | 9 | 100.00 | 13 | 13 | 100.00 | 100.00 |
| M.S.W. SOCIAL WORK | 6 | 6 | 100.00 | 2 | 2 | 100.00 | 100.00 |
| M.A. ECONOMICS | 5 | 3 | 60.00 | 4 | 3 | 75.00 | 66.67 |
| M.COM. COMMERCE | 10 | 4 | 40.00 | 20 | 15 | 75.00 | 63.33 |
| M.SC. PHYSICS | 2 | 1 | 50.00 | 12 | 10 | 83.33 | 78.57 |
| M.SC. MATHEMATICS | 3 | 2 | 66.67 | 19 | 14 | 73.68 | 72.73 |
| M.SC. BOTANY | 1 | 1 | 100.00 | 15 | 6 | 40.00 | 43.75 |
| M.SC. ZOOLOGY | 1 | 1 | 100.00 | 16 | 14 | 87.50 | 88.24 |
| M.SC. CHEMISTRY | 8 | 1 | 12.50 | 13 | 6 | 46.15 | 33.33 |
| M.SC. COMPUTER SCI. | 4 | 3 | 75.00 | 13 | 13 | 100.00 | 94.12 |
| M.SC. INFORMATION TECHNOLOGY | 3 | 3 | 100.00 | 6 | 6 | 100.00 | 100.00 |
| OVERALL TOTAL | 62 | 44 | 70.97 | 152 | 119 | 78.29 | 76.17 |

MAJOR – WISE PERFORMANCE OF II PG STUDENTS

- It is highly commendable that II year M.A. Tamil, M.S.W and M.Sc. Information technology have secured 100% pass.
- It is a concern to note that II year M.Sc. Chemistry and Botany students have secured only 33% and 44 % respectively pass.

SEMESTER – I : MAJOR – WISE OVERALL RESULTS OF PG 2016 BATCH

| MAJOR | MALE STUDENTS | | | FEMALE STUDENTS | | | TOTAL PASS % |
|---------------------------------|----------------------|------------------|---------------|------------------------|------------------|---------------|---------------------|
| | APPEAR ED | FULL PASS | PASS % | APPEAR ED | FULL PASS | PASS % | |
| M.A. FOLKLORE AND COMMUNICATION | 6 | 6 | 100 | 2 | 2 | 100 | 100.00 |
| M.A. ENGLISH LITERATURE | 9 | 7 | 77.78 | 20 | 14 | 70.00 | 72.41 |
| M.A. TAMIL | 4 | 2 | 50.00 | 16 | 14 | 87.50 | 80.00 |
| M.S.W. SOCIAL WORK | 13 | 12 | 92.31 | 2 | 2 | 100 | 93.33 |
| M.A. ECONOMICS | 9 | 7 | 77.78 | 3 | 3 | 100 | 83.33 |
| M.COM. COMMERCE | 11 | 7 | 63.64 | 17 | 13 | 76.47 | 71.43 |
| M.SC. PHYSICS | 4 | 3 | 75.00 | 14 | 10 | 71.43 | 72.22 |
| M.SC. MATHEMATICS | 2 | 2 | 100 | 23 | 22 | 95.65 | 96.00 |
| M.SC. BOTANY | 4 | 1 | 25.00 | 12 | 6 | 50.00 | 43.75 |
| M.SC. ZOOLOGY | 6 | 4 | 66.67 | 6 | 3 | 50.00 | 58.33 |
| M.SC. CHEMISTRY | 4 | 0 | 0 | 10 | 4 | 40.00 | 28.57 |
| M.SC. COMPUTER SCIENCE | 4 | 2 | 50.00 | 11 | 11 | 100 | 86.67 |
| M.SC. INFORMATION TECHNOLOGY | 2 | 1 | 50.00 | 3 | 3 | 100 | 80.00 |
| OVERALL TOTAL | 78 | 54 | 69.23 | 139 | 107 | 76.98 | 74.19 |

MAJOR – WISE PERFORMANCE OF I PG STUDENTS

- It is commendable that I year M.A. Folklore, M.S.W, M.Sc. Maths have secured more than 90% pass.
- It is a concern to note that I year M.Sc. Chemistry and M.Sc. Botany students have secured only 29% and 44% respectively.

M.C.A. RESULTS

| YEAR | MALE STUDENTS | | | FEMALE STUDENTS | | | TOTAL PASS % |
|----------------------|---------------|-----------|------------|-----------------|-----------|------------|--------------|
| | APPEARED | FULL PASS | PASS % | APPEARED | FULL PASS | PASS % | |
| I | 12 | 12 | 100 | 9 | 9 | 100 | 100.00 |
| II | 5 | 5 | 100 | 13 | 13 | 100 | 100.00 |
| III | 9 | 9 | 100 | 12 | 12 | 100 | 100 |
| OVERALL TOTAL | 26 | 26 | 100 | 34 | 34 | 100 | 100 |

- It is highly commendable that all MCA students have secured 100% pass.

M.B.A. RESULTS

| YEAR | MALE STUDENTS | | | FEMALE STUDENTS | | | TOTAL PASS % |
|----------------------|---------------|-----------|--------------|-----------------|-----------|--------------|--------------|
| | APPEARED | FULL PASS | PASS % | APPEARED | FULL PASS | PASS % | |
| I | 11 | 1 | 9.09 | 15 | 5 | 33.33 | 23.08 |
| II | 21 | 13 | 61.90 | 29 | 22 | 75.86 | 70.00 |
| OVERALL TOTAL | 32 | 14 | 43.75 | 44 | 27 | 61.36 | 53.95 |

- The pass percentage of I MBA students is 23% and II year MBA students is 70%.

M.PHIL RESULTS

| MAJOR | MALE STUDENTS | | | FEMALE STUDENTS | | | TOTAL PASS % |
|--------------------------|--------------------------|------------------|---------------|----------------------------|------------------|---------------|-----------------------------|
| | APPEARED | FULL PASS | PASS % | APPEARED | FULL PASS | PASS % | |
| M.PHIL. TAMIL | 5 | 5 | 100 | 10 | 10 | 100 | 100.00 |
| M.PHIL. MATHEMATICS | 1 | 1 | 100 | 16 | 15 | 93.75 | 94.12 |
| M.PHIL. COMMERCE | 3 | 2 | 66.67 | 11 | 11 | 100 | 92.86 |
| M.PHIL. COMPUTER SCIENCE | 1 | 1 | 100 | 11 | 10 | 90.91 | 91.67 |
| M.PHIL. BOTANY | 2 | 2 | 100 | 3 | 2 | 66.67 | 80.00 |
| M.PHIL. ZOOLOGY | - | - | - | 2 | 2 | 100 | 100.00 |
| OVERALL | 12 | 11 | 91.67 | 53 | 50 | 94.34 | 93.85 |

- It is highly commendable that M.Phil students have secured more than 80% pass.

Performance analysis

UG Courses

The overall percentage of pass of UG the courses is 69% with the shift - I courses securing 73% and the shift – II courses securing 65%. The female students of shift –I (83%) and II (81%) have performed better than the male students of shift –I (60%)and shift –II (53%) students. It is commendable that UG students have performed very well in Part I General Tamil and Part II General English in written and oral examinations. The overall percentage of pass for III year arts courses is 75% for shift - I students and 82% for shift II students. The overall percentage of pass for III year science courses is 86% for shift I students and 92% for shift -II students

It is commendable that IIIyear students of B.Sc. Physics have secured the highest pass percentage of 98% with 100% pass in 3 papers. Further the III year students of B.Sc. Maths, Chemistry and B.A. English literature have secured more than 80% of pass. The low percentage of pass is noted in III B.A. Economics, III B.Com Commerce (Gen) (shift – II), III B.Sc. Botany and Zoology. It is commendable that II year B.Sc. Maths (Shift – I & II), Physics students have secured more than 80% pass. It is commendable that shift –I students of I year B.Sc. Physics, Chemistry, Computer Science and B.Com. General have secured more than 80% of pass.

It is a concern to note that II year shift – I students of B.A. Economics and B.Sc. Botany and shift –II students of B.Com. General and Vocational course have secured low percentage of pass. Moreover I year Shift – I students of B.Sc. Botany and Zoology and shift – II students of B.A. Tamil, B.B.A Business Administration and B.Sc. Visual Communication have secured low percentage of pass.

PG & M.Phil Courses

The overall percentage of pass for the PG courses of both shifts -I and II is 75% with the male students securing 70% and the female students securing 78%. The PG arts students of shift -I courses have secured 79% and shift II courses have secured 85%. The PG science students of shift I courses have secured 70% and shift - II courses have secured 68%. It is highly commendable that II year M.A. English literature, M.A. Tamil, MSW and M.Sc. Information Technology have secured 100% pass. The low percentage of pass in II M.Sc. Chemistry and in II M.Sc Botany is due to more failures in the papers Organic Chemistry - III and Molecular Biology and Genetic Engineering respectively. It is commendable that I year M.A. Folklore, M.S.W, M.Sc. Maths have secured more than 90% pass. The low percentage of pass in I M.Sc. Chemistry is due to more failures in the papers Organic Chemistry I and Physical Chemistry I. The overall percentage of pass for MBA students is 54% with the II year MBA students securing the highest percentage of 70%pass. The overall percentage of pass for MCA students is 100%.

The overall percentage of pass for M.Phil students is 94%.

Best Practices in Examination Methods

- The learning performance of students was regularly assessed with various forms of continuous internal assessments (CIA).
- CIA enhances student learning and gives feedback on student progress.
- At the end of each semester, summative assessment is conducted by oral, practical and written examinations.
- A few paper-pen tests are now replaced by on-line internet based tests.

SEMESTER RESULTS OF NOVEMBER 2015

HIGHLIGHTS OF EXAMINATION DATES

PRACTICAL EXAMINATIONS

20-10-2015 to 02-11-2015

THEORY EXAMINATIONS

02-11-2015 to 17-11-2015

CHIEF SUPERINTENDENT

Dr. A. ANTO KINSLEY

ADDITIONAL CHIEF SUPERINTENDENT

Dr. S. ARUL RAJ

VALUATION DATE

**CENTRAL
VALUATION**

16-11-2015 to 21-11-2015

STUDENTS CAUGHT IN MALPRACTICE

| | |
|---------------|----------|
| THEORY | 4 |
|---------------|----------|

AWARDS COMMITTEE

**AWARDS COMMITTEE
MEETING**

08-12-2015 11.00 AM

PUBLICATION OF RESULTS

08-12-2015

OVERALL RESULTS

| COURSE | TOTAL | APPEARED | FULL PASS | PERCENTAGE OF PASS |
|----------------|--------------|-----------------|------------------|-------------------------------|
| UG | 2697 | 2545 | 1737 | 68.25 |
| PG | 488 | 463 | 355 | 76.67 |
| MCA | 77 | 70 | 54 | 77.14 |
| MBA | 106 | 106 | 68 | 64.15 |
| MPHIL | 66 | 66 | 57 | 86.36 |
| OVERALL | 3434 | 3250 | 2271 | 69.88 |

OVERALL PERCENTAGE OF PASS FOR UG RESULTS [SHIFT I & II]

| COURSE | | YEAR | APPEARED | FULL PASS | PERCENTAGE OF PASS |
|----------|---------|------|----------|-----------|-----------------------|
| SHIFT-I | ARTS | I | 182 | 114 | 62.64 |
| | | II | 171 | 111 | 64.91 |
| | | III | 174 | 140 | 80.46 |
| | SCIENCE | I | 276 | 193 | 69.93 |
| | | II | 266 | 181 | 68.05 |
| | | III | 259 | 202 | 77.99 |
| SHIFT-II | ARTS | I | 271 | 128 | 47.23 |
| | | II | 273 | 177 | 64.84 |
| | | III | 285 | 214 | 75.09 |
| | SCIENCE | I | 136 | 87 | 63.97 |
| | | II | 133 | 99 | 74.44 |
| | | III | 119 | 91 | 76.47 |
| OVERALL | | | 2545 | 1737 | 68.25 |

* In shift-I 3rd year Arts Students Secured the Highest Pass Percentage 80.46 and in Shift-II 3rd Year Science Students Secured the Highest Percentage 76.47.

OVERALL PERCENTAGE OF PASS FOR PG RESULTS [SHIFT I & II]

| COURSE | | YEAR | APPEARED | FULL PASS | PERCENTAGE OF PASS |
|----------|---------|------|----------|-----------|-----------------------|
| SHIFT-I | ARTS | I | 55 | 39 | 70.91 |
| | | II | 46 | 43 | 93.48 |
| | SCIENCE | I | 61 | 43 | 70.49 |
| | | II | 61 | 49 | 80.33 |
| SHIFT-II | ARTS | I | 48 | 41 | 85.42 |
| | | II | 54 | 48 | 88.89 |
| | SCIENCE | I | 66 | 38 | 57.58 |
| | | II | 72 | 54 | 75.00 |
| OVERALL | | | 463 | 355 | 76.67 |

* In Shift-I 2nd Year Arts Students Secured the Highest Pass Percentage 93.48 and in Shift-II also 2nd Year Arts Students Secured the Highest Pass Percentage 88.89.

M.C.A. RESULTS

| YEAR | APPEARED | FULL PASS | PERCENTAGE OF PASS |
|---------|----------|-----------|-----------------------|
| I | 19 | 17 | 89.47 |
| II | 23 | 16 | 69.57 |
| III | 28 | 21 | 75.00 |
| OVERALL | 70 | 54 | 77.14 |

M.B.A. RESULTS

| YEAR | APPEARED | FULL PASS | PERCENTAGE OF PASS |
|---------|----------|-----------|--------------------|
| I | 50 | 28 | 56.00 |
| II | 56 | 40 | 71.43 |
| OVERALL | 106 | 68 | 64.15 |

M.PHIL. RESULTS

| COURSE | | APPEARED | FULL PASS | PERCENTAGE OF PASS |
|----------|---------|----------|-----------|--------------------|
| SHIFT-I | ARTS | 15 | 15 | 100.00 |
| | SCIENCE | 15 | 12 | 80.00 |
| SHIFT-II | ARTS | 15 | 14 | 93.33 |
| | SCIENCE | 21 | 16 | 76.19 |
| OVERALL | | 66 | 57 | 86.36 |

PRIVATE RESULTS [AVERAGE PASS PERCENTAGE]

| COURSE | TOTAL | APPEARED | PASSED | PERCENTAGE OF PASS |
|------------|-------|----------|--------|--------------------|
| UG-ARTS | 101 | 88 | 63 | 71.59 |
| UG-SCIENCE | 119 | 96 | 64 | 66.67 |
| PG | 50 | 38 | 19 | 50.00 |
| OVERALL | 270 | 222 | 146 | 65.77 |

ANALYSIS

2013 BATCH-UG-SEMESTER-V OVERALL RESULT [DEPARTMENTWISE]

| BRANCH | APPEARED | FULL PASS | PERCENTAGE OF PASS |
|---|------------|------------|--------------------|
| B.A. ECONOMICS [SHIFT-I] | 52 | 36 | 69.23 |
| B.A. TAMIL | 52 | 42 | 80.77 |
| B.A. ENGLISH LIT. [SHIFT-I] | 62 | 61 | 98.39 |
| B.A. ENGLISH LIT.[SHIFT-II] | 62 | 55 | 88.71 |
| B.COM. COMMERCE (GENERAL) [SHIFT-I] | 29 | 23 | 79.31 |
| B.COM. COMMERCE (VOCATIONAL) [SHIFT-I] | 31 | 20 | 64.52 |
| B.COM. COMMERCE (GENERAL) [SHIFT-II] | 32 | 24 | 75.00 |
| B.COM. COMMERCE (VOCATIONAL) [SHIFT-II] | 29 | 21 | 72.41 |
| B.SC. MATHEMATICS [SHIFT-I] | 48 | 44 | 91.67 |
| B.SC. MATHEMATICS [SHIFT-II] | 44 | 40 | 90.91 |
| B.SC. PHYSICS | 45 | 44 | 97.78 |
| B.SC. VISUAL COMMUNICATION | 34 | 23 | 67.65 |
| B.SC. CHEMISTRY | 44 | 32 | 72.73 |
| B.B.A. BUSINESS ADMINISTRATION | 53 | 36 | 67.92 |
| B.SC. BOTANY | 33 | 25 | 75.76 |
| B.COM. CORPORATE SECRETARYSHIP | 57 | 36 | 63.16 |
| B.SC. ZOOLOGY | 42 | 26 | 61.90 |
| B.SC. COMPUTER SCIENCE [SHIFT-I] | 47 | 31 | 65.96 |
| B.SC. COMPUTER SCIENCE [SHIFT-II] | 41 | 28 | 68.29 |
| OVERALL | 837 | 647 | 77.30 |

* It is highly commendable B.A. English Shift-I and B.Sc. Maths Students of Both Shifts I & II have Secured More than 90% of Pass.

2014 BATCH-UG-SEMESTER-III OVERALL RESULT
[DEPARTMENTWISE]

| BRANCH | APPEARED | FULL PASS | PERCENTAGE OF PASS |
|---|-----------------|------------------|---------------------------|
| B.A. ECONOMICS [SHIFT-I] | 44 | 21 | 47.73 |
| B.A. TAMIL | 46 | 29 | 63.04 |
| B.A. ENGLISH LIT. [SHIFT-I] | 64 | 49 | 76.56 |
| B.A. ENGLISH LIT.[SHIFT-II] | 58 | 47 | 81.03 |
| B.COM. COMMERCE (GENERAL) [SHIFT-I] | 35 | 25 | 71.43 |
| B.COM. COMMERCE (VOCATIONAL) [SHIFT-I] | 28 | 16 | 57.14 |
| B.COM. COMMERCE (GENERAL) [SHIFT-II] | 32 | 16 | 50.00 |
| B.COM. COMMERCE (VOCATIONAL) [SHIFT-II] | 26 | 13 | 50.00 |
| B.SC. MATHEMATICS [SHIFT-I] | 48 | 43 | 89.58 |
| B.SC. MATHEMATICS [SHIFT-II] | 46 | 44 | 95.65 |
| B.SC. PHYSICS | 45 | 39 | 86.67 |
| B.SC. VISUAL COMMUNICATION | 41 | 31 | 75.61 |
| B.SC. CHEMISTRY | 47 | 41 | 87.23 |
| B.B.A. BUSINESS ADMINISTRATION | 52 | 41 | 78.85 |
| B.SC. BOTANY | 35 | 12 | 34.29 |
| B.COM. CORPORATE SECRETARYSHIP | 59 | 31 | 52.54 |
| B.SC. ZOOLOGY | 44 | 21 | 47.73 |
| B.SC. COMPUTER SCIENCE [SHIFT-I] | 47 | 25 | 53.19 |
| B.SC. COMPUTER SCIENCE [SHIFT-II] | 46 | 24 | 52.17 |
| OVERALL | 843 | 568 | 67.38 |

* It is highly commendable that B.Sc. Maths Shift-II Students have Secured 95.65% of Pass.

2015 BATCH-UG-SEMESTER-I OVERALL RESULT
[DEPARTMENTWISE]

| BRANCH | APPEARED | FULL PASS | PERCENTAGE OF PASS |
|---|-----------------|------------------|---------------------------|
| B.A. ECONOMICS [SHIFT-I] | 53 | 21 | 39.62 |
| B.A. TAMIL | 42 | 14 | 33.33 |
| B.A. ENGLISH LIT. [SHIFT-I] | 65 | 46 | 70.77 |
| B.A. ENGLISH LIT.[SHIFT-II] | 58 | 45 | 77.59 |
| B.COM. COMMERCE (GENERAL) [SHIFT-I] | 45 | 37 | 82.22 |
| B.COM. COMMERCE (VOCATIONAL) [SHIFT-I] | 19 | 10 | 52.63 |
| B.COM. COMMERCE (GENERAL) [SHIFT-II] | 34 | 17 | 50.00 |
| B.COM. COMMERCE (VOCATIONAL) [SHIFT-II] | 25 | 15 | 60.00 |
| B.SC. MATHEMATICS [SHIFT-I] | 48 | 42 | 87.50 |
| B.SC. MATHEMATICS [SHIFT-II] | 45 | 40 | 88.89 |
| B.SC. PHYSICS | 47 | 39 | 82.98 |
| B.SC. VISUAL COMMUNICATION | 43 | 21 | 48.84 |
| B.SC. CHEMISTRY | 48 | 33 | 68.75 |
| B.B.A. BUSINESS ADMINISTRATION | 59 | 13 | 22.03 |
| B.SC. BOTANY | 38 | 22 | 57.89 |
| B.COM. CORPORATE SECRETARYSHIP | 53 | 24 | 45.28 |
| B.SC. ZOOLOGY | 47 | 22 | 46.81 |
| B.SC. COMPUTER SCIENCE [SHIFT-I] | 48 | 35 | 72.92 |
| B.SC. COMPUTER SCIENCE [SHIFT-II] | 48 | 26 | 54.17 |
| OVERALL | 865 | 522 | 60.35 |

* It is highly commendable B.Com. General Shift-I, B.Sc. Maths both Shifts-I & II and B.Sc. Physics Secured more than 80% of Pass.

2014 BATCH-PG-SEMESTER-III OVERALL RESULT
[DEPARTMENTWISE]

| BRANCH | APPEARED | FULL PASS | PERCENTAGE OF PASS |
|---------------------------------|-----------------|------------------|---------------------------|
| M.A. FOLKLORE AND COMMUNICATION | 4 | 3 | 75.00 |
| M.A. ENGLISH LITERATURE | 28 | 24 | 85.71 |
| M.A. TAMIL | 15 | 15 | 100.00 |
| M.S.W. SOCIAL WORK | 11 | 11 | 100.00 |
| M.A. ECONOMICS | 15 | 13 | 86.67 |
| M.COM. COMMERCE | 27 | 25 | 92.59 |
| M.SC. PHYSICS | 18 | 14 | 77.78 |
| M.SC. MATHEMATICS | 24 | 19 | 79.17 |
| M.SC. BOTANY | 17 | 12 | 70.59 |
| M.SC. ZOOLOGY | 20 | 18 | 90.00 |
| M.SC. CHEMISTRY | 13 | 6 | 46.15 |
| M.SC. COMPUTER SCIENCE | 24 | 18 | 75.00 |
| M.SC. INFORMATION TECHNOLOGY | 17 | 16 | 94.12 |
| OVERALL | 233 | 194 | 83.26 |

* It is highly commendable that M.A. Tamil and M.S.W. Students have Secured 100% Pass.

2015 BATCH-PG-SEMESTER-I OVERALL RESULT
[DEPARTMENTWISE]

| BRANCH | APPEARED | FULL PASS | PERCENTAGE OF PASS |
|---------------------------------|-----------------|------------------|---------------------------|
| M.A. FOLKLORE AND COMMUNICATION | 2 | 1 | 50.00 |
| M.A. ENGLISH LITERATURE | 30 | 24 | 80.00 |
| M.A. TAMIL | 23 | 18 | 78.26 |
| M.S.W. SOCIAL WORK | 8 | 8 | 100.00 |
| M.A. ECONOMICS | 10 | 9 | 90.00 |
| M.COM. COMMERCE | 30 | 20 | 66.67 |
| M.SC. PHYSICS | 15 | 10 | 66.67 |
| M.SC. MATHEMATICS | 25 | 21 | 84.00 |
| M.SC. BOTANY | 17 | 9 | 52.94 |
| M.SC. ZOOLOGY | 19 | 13 | 68.42 |
| M.SC. CHEMISTRY | 24 | 4 | 16.67 |
| M.SC. COMPUTER SCIENCE | 18 | 16 | 88.89 |
| M.SC. INFORMATION TECHNOLOGY | 9 | 8 | 88.89 |
| OVERALL | 230 | 161 | 70.00 |

* It is highly commendable that M.S.W. Students have Secured 100% Pass.

MCA RESULTS

| YEAR | APPEARED | FULL PASS | PERCENTAGE OF PASS |
|----------------|-----------------|----------------------|-------------------------------|
| I | 19 | 17 | 89.47 |
| II | 23 | 16 | 69.57 |
| III | 28 | 21 | 75.00 |
| OVERALL | 70 | 54 | 77.14 |

MBA RESULTS

| YEAR | APPEARED | FULL PASS | PERCENTAGE OF PASS |
|----------------|-----------------|----------------------|-------------------------------|
| I | 50 | 28 | 56.00 |
| II | 56 | 40 | 71.43 |
| OVERALL | 106 | 68 | 64.15 |

M.PHIL. RESULTS

| BRANCH | APPEARED | FULL PASS | PERCENTAGE OF PASS |
|-----------------------------|-----------------|----------------------|-------------------------------|
| M.PHIL. TAMIL | 15 | 15 | 100.00 |
| M.PHIL. MATHEMATICS | 15 | 12 | 80.00 |
| M.PHIL. COMMERCE | 15 | 14 | 93.33 |
| M.PHIL. COMPUTER SCIENCE | 13 | 11 | 84.62 |
| M.PHIL. BOTANY | 8 | 5 | 62.50 |
| OVERALL | 66 | 57 | 86.36 |

* It is highly commendable that M.Phil. Tamil Students have Secured 100% Pass.

SEMESTER RESULTS MAY 2015-16

HIGHLIGHTS

| CONDUCT OF EXAMINATIONS | |
|--------------------------------|--------------------------|
| PRACTICAL EXAMINATIONS | 30-03-2015 to 09-04-2015 |
| THEORY EXAMINATIONS | 15-04-2015 to 30-04-2015 |

| | |
|---------------------------------|----------------------|
| CHIEF SUPERINTENDENT | Dr.S.Maria Sebastian |
| ADDITIONAL CHIEF SUPERINTENDENT | Dr.S.Arul Raj |

VALUATION

| | |
|-----------------------------|--------------------------|
| FOUNDATION COURSE VALUATION | 27-04-2015 |
| THEORY EXAMINATIONS | 28-04-2015 to 01-05-2015 |

STUDENTS CAUGHT IN MALPRACTICE

SEMESTER THEORY 3

AWARDS COMMITTEE

| | |
|-----------------------------------|---------------------|
| AWARDS COMMITTEE MEETING | 18-05-2015 11.00 AM |
| PUBLICATION OF RESULTS | 18-05-2015 |
| SUPPLEMENTARY RESULTS PUBLICATION | 25-06-2015 |

OVERALL RESULTS

| COURSE | TOTAL | APPEARED | FULL PASS | PERCENTAGE OF PASS |
|---------|-------|----------|-----------|--------------------|
| UG | 2578 | 2491 | 1819 | 73.02 |
| PG | 459 | 450 | 392 | 87.11 |
| MCA | 72 | 71 | 66 | 92.96 |
| MBA | 100 | 100 | 82 | 82.00 |
| MPHIL | 63 | 55 | 54 | 98.18 |
| OVERALL | 3272 | 3167 | 2413 | 76.19 |

REVALUATION RESULTS (UG ONLY)

| BATCH | APPEARED | FULL PASS | PERCENTAGE OF PASS |
|---------|----------|-----------|--------------------|
| 2012 | 20 | 10 | 50.00 |
| 2013 | 66 | 30 | 45.45 |
| 2014 | 84 | 39 | 46.43 |
| OVERALL | 170 | 79 | 46.47 |

OVERALL PERCENTAGE OF PASS FOR UG 2012 BATCH RESULTS VI SEMESTER

| COURSE | | Year | APPEARED | FULL PASS | PERCENTAGE OF PASS |
|------------|---------|------|----------|-----------|--------------------|
| SHIFT – I | ARTS | I | 175 | 121 | 69.14 |
| | | II | 174 | 139 | 79.89 |
| | | III | 166 | 149 | 89.76 |
| | SCIENCE | I | 270 | 187 | 69.26 |
| | | II | 262 | 185 | 70.61 |
| | | III | 243 | 204 | 83.95 |
| SHIFT – II | ARTS | I | 284 | 133 | 46.83 |
| | | II | 287 | 190 | 66.20 |
| | | III | 249 | 227 | 91.16 |
| | SCIENCE | I | 135 | 86 | 63.70 |
| | | II | 121 | 85 | 70.20 |
| | | III | 125 | 113 | 90.40 |
| OVERALL | | | 2491 | 1819 | 73.02 |

OVERALL PERCENTAGE OF PASS FOR PG RESULTS

| COURSE | | Year | APPEARED | FULL PASS | PERCENTAGE OF PASS |
|------------|---------|------|----------|-----------|--------------------|
| SHIFT – I | ARTS | I | 47 | 41 | 87.23 |
| | | II | 50 | 44 | 88.00 |
| | SCIENCE | I | 62 | 52 | 83.87 |
| | | II | 55 | 51 | 92.73 |
| SHIFT – II | ARTS | I | 55 | 46 | 83.64 |
| | | II | 36 | 35 | 97.22 |
| | SCIENCE | I | 73 | 54 | 73.97 |
| | | II | 72 | 69 | 95.83 |
| OVERALL | | | 450 | 392 | 87.11 |

MCA RESULTS

| YEAR | APPEARED | FULL PASS | PERCENTAGE OF PASS |
|---------|----------|-----------|--------------------|
| I | 24 | 22 | 91.67 |
| II | 28 | 25 | 89.29 |
| III | 19 | 19 | 100.00 |
| OVERALL | 71 | 66 | 92.96 |

MBA RESULTS

| YEAR | APPEARED | FULL PASS | PERCENTAGE OF PASS |
|---------|----------|-----------|--------------------|
| I | 56 | 38 | 67.86 |
| II | 44 | 44 | 100.00 |
| OVERALL | 100 | 82 | 82.00 |

M.PHIL. RESULTS

| COURSE | | APPEARED | FULL PASS | PERCENTAGE OF PASS |
|-----------|---------|----------|-----------|--------------------|
| SHIFT- I | ARTS | 13 | 13 | 100.0 |
| | SCIENCE | 14 | 13 | 92.86 |
| SHIFT- II | ARTS | 14 | 14 | 100.0 |
| | SCIENCE | 14 | 14 | 100.0 |
| OVERALL | | 55 | 54 | 98.18 |

OVERALL PRIVATE RESULTS

| COURSE | TOTAL | APPEARED | PASSED | PERCENTAGE OF PASS |
|------------|-------|----------|--------|--------------------|
| UG ARTS | 292 | 265 | 197 | 74.34 |
| UG SCIENCE | 245 | 208 | 121 | 58.17 |
| PG | 122 | 109 | 39 | 35.78 |
| OVERALL | 659 | 582 | 357 | 61.34 |

ANALYSIS

SEMESTER – VI OVERALL RESULT UG 2012 BATCH [DEPARTMENTWISE]

| MAJOR | APPEARED | FULL PASS | PERCENTAGE |
|---|----------|-----------|------------|
| B.A. ECONOMICS | 45 | 38 | 84.44 |
| B.A. TAMIL | 23 | 23 | 100.00 |
| B.A. ENGLISH LIT.[SHIFT-I] | 59 | 58 | 98.31 |
| B.A. ENGLISH LIT.[SHIFT-II] | 56 | 51 | 91.07 |
| B.COM. COMMERCE (GENERAL) [SHIFT-I] | 34 | 31 | 91.18 |
| B.COM. COMMERCE (VOCATIONAL) [SHIFT-II] | 28 | 22 | 78.57 |
| B.COM. COMMERCE (GENERAL) [SHIFT-I] | 40 | 35 | 87.50 |
| B.COM. COMMERCE (VOCATIONAL) [SHIFT-II] | 15 | 12 | 80.00 |
| B.SC. MATHEMATICS [SHIFT-I] | 51 | 47 | 92.16 |
| B.SC. MATHEMATICS [SHIFT-II] | 44 | 36 | 81.82 |
| B.SC. PHYSICS | 47 | 42 | 89.36 |
| B.SC. VISUAL COMMUNICATION | 34 | 31 | 91.18 |
| B.SC. CHEMISTRY | 43 | 31 | 72.09 |
| B.B.A. BUSINESS ADMINISTRATION | 60 | 54 | 90.00 |
| B.SC. BOTANY | 25 | 19 | 76.00 |
| B.COM. CORPORATE SECRETARYSHIP | 55 | 52 | 94.55 |
| B.SC. ZOOLOGY | 33 | 27 | 81.82 |
| B.SC. COMPUTER SCIENCE [SHIFT-I] | 44 | 38 | 86.36 |
| B.SC. COMPUTER SCIENCE [SHIFT-II] | 47 | 46 | 97.87 |
| OVERALL | 783 | 693 | 88.51 |

- * It is highly commendable that B.A. Tamil students have secured 100% pass.

SEMESTER – VI RESULT UG 2012 BATCH (SUBJECTWISE)

| MAJOR | PER1 | PER2 | PER3 | PER4 | PER5 | PER6 |
|---|-------|-------|-------|-------|-------|-------|
| B.A. ECONOMICS | 88.8 | 95.4 | 88.6 | 100.0 | 100.0 | |
| B.A. TAMIL | 100.0 | 100.0 | 100.0 | 100.0 | 100.0 | |
| B.A. ENGLISH LITECTURE [SHIFT-I] | 100.0 | 100.0 | 100.0 | 98.3 | 100.0 | |
| B.A. ENGLISH LITECTURE [SHIFT-II] | 96.4 | 94.6 | 96.3 | 94.4 | 98.1 | |
| B.COM. COMMERCE (GENERAL) [SHIFT-I] | 100.0 | 91.1 | 100.0 | 100.0 | 97.0 | |
| B.COM. COMMERCE (VOCATIONAL) [SHIFT-I] | 100.0 | 78.5 | 100.0 | 96.4 | 100.0 | |
| B.COM. COMMERCE (GENERAL) [SHIFT-II] | 92.5 | 95.0 | 94.8 | 90.0 | 100.0 | |
| B.COM. COMMERCE (VOCATIONAL) [SHIFT-II] | 80.0 | 86.6 | 86.6 | 100.0 | 100.0 | |
| B.SC. MATHEMATICS [SHIFT-I] | 98.0 | 98.0 | 98.0 | 92.1 | 100.0 | 94.1 |
| B.SC. MATHEMATICS [SHIFT-II] | 95.4 | 90.9 | 90.9 | 84.0 | 93.1 | 93.1 |
| B.SC. PHYSICS | 91.4 | 95.7 | 93.6 | 97.7 | 93.4 | |
| B.SC. VISUAL COMMUNICATION | 93.9 | 93.9 | 100.0 | 100.0 | 100.0 | |
| B.B.A.BUSINESS ADMINISTRATION | 83.7 | 83.7 | 72.0 | 100.0 | 100.0 | 100.0 |
| B.SC. CHEMISTRY | 91.6 | 100.0 | 96.6 | 95.0 | 100.0 | |
| B.COM. CORPORATE SECRETARYSHIP | 80.0 | 92.0 | 92.0 | 100.0 | 96.0 | 100.0 |
| B.SC. BOTANY | 100.0 | 100.0 | 94.5 | 100.0 | 98.1 | |
| B.SC. ZOOLOGY | 84.3 | 93.9 | 96.9 | 100.0 | 100.0 | |
| B.SC. COMPUTER SCIENCE [SHIFT-I] | 97.7 | 100.0 | 88.6 | 100.0 | 93.0 | 100.0 |
| B.SC. COMPUTER SCIENCE [SHIFT-II] | 100.0 | 100.0 | 97.8 | 100.0 | 97.8 | 100.0 |

- * It is highly commendable that B.A. Tamil students have secured 100% pass in all papers.
- * It is commendable that B.A. English Shift – I and B.Sc. Computer Science Shift – II Students have secured 100% pass in four papers.

SEMESTER – IV OVERALL RESULT UG 2013 BATCH [DEPARTMENTWISE]

| MAJOR | APPEARED | FULL PASS | PERCENTAGE |
|---|----------|-----------|------------|
| B.A. ECONOMICS | 51 | 28 | 54.90 |
| B.A. TAMIL | 53 | 32 | 60.38 |
| B.A. ENGLISH LIT.[SHIFT-I] | 62 | 61 | 98.39 |
| B.A. ENGLISH LIT.[SHIFT-II] | 63 | 51 | 80.95 |
| B.COM. COMMERCE (GENERAL) [SHIFT-I] | 30 | 25 | 83.33 |
| B.COM. COMMERCE (VOCATIONAL) [SHIFT-I] | 31 | 25 | 80.65 |
| B.COM. COMMERCE (GENERAL) [SHIFT-II] | 32 | 22 | 68.75 |
| B.COM. COMMERCE (VOCATIONAL) [SHIFT-II] | 28 | 15 | 53.57 |
| B.SC. MATHEMATICS [SHIFT-I] | 47 | 43 | 91.49 |
| B.SC. MATHEMATICS [SHIFT-II] | 44 | 37 | 84.09 |
| B.SC. PHYSICS | 45 | 39 | 86.67 |
| B.SC. VISUAL COMMUNICATION | 36 | 20 | 55.56 |
| B.SC. CHEMISTRY | 45 | 26 | 57.78 |
| B.B.A. BUSINESS ADMINISTRATION | 54 | 26 | 48.15 |
| B.SC. BOTANY | 36 | 22 | 61.11 |
| B.COM. CORPORATE SECRETARYSHIP | 57 | 44 | 77.19 |
| B.SC. ZOOLOGY | 42 | 27 | 64.29 |
| B.SC. COMPUTER SCIENCE | 47 | 28 | 59.57 |
| B.SC. COMPUTER SCIENCE | 41 | 28 | 68.29 |
| OVERALL | 844 | 599 | 70.97 |

* It is highly commendable that B.A. English Shift – I Students have secured the highest percentage of pass 98.39.

SEMESTER – IV RESULT UG 2013 BATCH (SUBJECTWISE)

| BRANCH | PER1 | PER2 | PER3 | PER4 | PER5 | PER6 |
|---|-------|-------|-------|-------|-------|-------|
| B.A. ECONOMICS | 96.0 | 62.7 | 72.0 | 100.0 | 94.0 | 100.0 |
| B.A. TAMIL | 98.1 | 64.1 | 77.3 | 94.3 | 100.0 | 92.4 |
| B.A. ENGLISH LIT.[SHIFT-I] | 100.0 | 100.0 | 100.0 | 100.0 | 100.0 | 98.3 |
| B.A. ENGLISH LIT.[SHIFT-II] | 91.9 | 93.5 | 88.7 | 91.9 | 100.0 | 100.0 |
| B.COM. COMMERCE (GENERAL) [SHIFT-II] | 100.0 | 75.0 | 78.1 | 100.0 | 100.0 | 100.0 |
| B.COM. COMMERCE (VOCATIONAL) [SHIFT-I] | 100.0 | 90.0 | 86.6 | 96.6 | 96.6 | 100.0 |
| B.COM. COMMERCE (GENERAL) [SHIFT-I] | 89.6 | 96.6 | 96.6 | 100.0 | 89.6 | 100.0 |
| B.COM. COMMERCE (VOCATIONAL) [SHIFT-II] | 96.3 | 75.0 | 67.8 | 100.0 | 96.1 | 100.0 |
| B.SC. MATHEMATICS [SHIFT-I] | 100.0 | 97.8 | 97.8 | 97.8 | 100.0 | 100.0 |
| B.SC. MATHEMATICS [SHIFT-II] | 100.0 | 97.7 | 97.7 | 90.9 | 84.0 | 95.4 |
| B.B.A. BUSINESS ADMINISTRATION | 70.3 | 85.1 | 79.6 | 57.4 | 90.7 | 100.0 |
| B.SC. PHYSICS | 100.0 | 100.0 | 86.6 | 97.7 | 100.0 | 100.0 |
| B.SC. CHEMISTRY | 100.0 | 97.7 | 75.5 | 79.5 | 75.5 | 91.1 |
| B.SC. VISUAL COMMUNICATION | 91.1 | 82.8 | 97.1 | 100.0 | 100.0 | 93.1 |
| B.COM. CORPORATE SECRETARYSHIP | 94.6 | 98.2 | 98.2 | 82.1 | 96.4 | 98.1 |
| B.SC. BOTANY | 100.0 | 83.3 | 83.3 | 72.2 | 91.6 | 86.1 |
| B.SC. ZOOLOGY | 97.6 | 90.4 | 88.1 | 73.1 | 75.6 | 83.3 |
| B.SC. COMPUTER SCIENCE [SHIFT-I] | 82.9 | 76.6 | 74.4 | 95.7 | 100.0 | 93.6 |
| B.SC. COMPUTER SCIENCE [SHIFT-II] | 82.9 | 90.2 | 92.6 | 82.9 | 95.1 | 97.5 |

- * It is highly commendable that the B.A. English Shift – I Students have secured 100% pass in five of the six papers.
- * The low percentage of pass in B.B.A. is due to more failures in the paper Quantitative techniques.

SEMESTER – II OVERALL RESULT UG 2014 BATCH
[DEPARTMENTWISE]

| MAJOR | APPEARED | FULL PASS | Percentage |
|---|----------|--------------|------------|
| B.A. ECONOMICS | 48 | 22 | 45.83 |
| B.A. TAMIL | 52 | 22 | 42.31 |
| B.A. ENGLISH LIT.[SHIFT-I] | 63 | 52 | 82.54 |
| B.A. ENGLISH LIT.[SHIFT-II] | 60 | 40 | 66.67 |
| B.COM. COMMERCE (GENERAL) [SHIFT-I] | 36 | 26 | 72.22 |
| B.COM. COMMERCE (VOCATIONAL) [SHIFT-I] | 28 | 21 | 75.00 |
| B.COM. COMMERCE (GENERAL) [SHIFT-II] | 32 | 17 | 53.13 |
| B.COM. COMMERCE (VOCATIONAL) [SHIFT-II] | 25 | 15 | 60.00 |
| B.SC. MATHEMATICS [SHIFT-I] | 48 | 41 | 85.42 |
| B.SC. MATHEMATICS [SHIFT-II] | 46 | 35 | 76.09 |
| B.SC. PHYSICS | 46 | 39 | 84.78 |
| B.SC. CHEMISTRY | 47 | 37 | 78.72 |
| B.B.A. BUSINESS ADMINISTRATION | 53 | 19 | 35.85 |
| B.SC. VISUAL COMMUNICATION | 43 | 28 | 65.12 |
| B.SC. BOTANY | 36 | 13 | 36.11 |
| B.COM. CORPORATE SECRETARYSHIP | 62 | 20 | 32.26 |
| B.SC. ZOOLOGY | 46 | 21 | 45.65 |
| B.SC. COMPUTER SCIENCE [SHIFT-I] | 47 | 36 | 76.60 |
| B.SC. COMPUTER SCIENCE [SHIFT-II] | 46 | 23 | 50.00 |
| OVERALL | 864 | 527 | 61.00 |

- * It is highly commendable that the B.Sc. Maths Shift – I Students have secured the highest percentage of pass 85.42%.
- * The low percentage of pass in
 - I. B.Com. Corporate (32.26%)
 - II. B.B.A (35.85%)
 - III. B.Sc. Botany (36.11%)
 - IV. B.A. Tamil (42.31)
 - V. B.Sc. Zoology (45.65%)
 - VI. B.A. Economics (45.83%) is due to more failures in some papers.

SEMESTER – II RESULT UG 2014 BATCH (SUBJECT WISE)

| BRANCH | PER1 | PER2 | PER3 | PER4 | PER5 | PER6 | PER7 |
|--|-------|-------|------|-------|-------|-------|-------|
| B.A. ECONOMICS | 97.8 | 76.6 | 86.9 | 80.4 | 70.8 | 93.6 | 85.4 |
| B.A. TAMIL | 68.0 | 92.3 | 50.0 | 82.3 | 71.4 | 92.3 | 85.4 |
| B.A. ENGLISH LIT. [SHIFT-I] | 95.2 | 100.0 | 95.2 | 93.6 | 90.4 | 93.6 | 96.7 |
| B.A. ENGLISH LIT. [SHIFT-II] | 95.0 | 95.0 | 88.3 | 90.0 | 98.3 | 83.3 | 100.0 |
| B.COM. COMMERCE (GENERAL) [SHIFT-I] | 100.0 | 72.2 | 91.6 | 88.8 | 91.6 | 100.0 | 97.2 |
| B.COM. COMMERCE (VOCATIONAL) [SHIFT-I] | 100.0 | 78.5 | 92.8 | 96.4 | 92.8 | 100.0 | 96.4 |
| B.COM. COMMERCE (GENERAL) [SHIFT-II] | 100.0 | 56.2 | 90.6 | 96.8 | 84.3 | 100.0 | 90.6 |
| B.COM.COMMERCE (VOCATIONAL) [SHIFT-II] | 96.0 | 72.0 | 96.0 | 100.0 | 92.0 | 80.0 | 96.0 |
| B.SC. MATHEMATICS [SHIFT-I] | 100.0 | 93.7 | 89.5 | 91.6 | 93.7 | 100.0 | 97.9 |
| B.SC. MATHEMATICS [SHIFT-II] | 100.0 | 91.3 | 76.0 | 97.8 | 100.0 | 100.0 | 100.0 |
| B.SC. PHYSICS | 95.5 | 100.0 | 97.7 | 88.8 | 95.5 | 97.7 | 97.7 |
| B.SC. VISUAL COMMUNICATION | 87.8 | 83.3 | 97.2 | 80.9 | 97.5 | 87.8 | 97.5 |
| B.SC. CHEMISTRY | 100.0 | 95.7 | 93.6 | 80.8 | 97.8 | 100.0 | 97.8 |
| B.B.A. BUSINESS ADMINISTRATION | 94.0 | 44.2 | 75.0 | 90.3 | 94.1 | 94.1 | 92.1 |
| B.SC. BOTANY | 88.8 | 88.8 | 59.3 | 66.6 | 77.7 | 94.4 | 83.3 |
| B.COM. CORPORATE SECRETARYSHIP | 90.0 | 36.6 | 91.6 | 95.0 | 91.6 | 78.3 | 98.3 |
| B.SC. COMPUTER SCIENCE [SHIFT-I] | 97.8 | 95.7 | 82.9 | 87.2 | 93.6 | 97.8 | 95.7 |
| B.SC. COMPUTER SCIENCE [SHIFT-II] | 93.3 | 77.7 | 77.7 | 73.9 | 91.3 | 95.6 | 97.7 |
| B.SC. ZOOLOGY | 91.3 | 86.9 | 64.4 | 52.2 | 73.9 | 95.6 | 89.1 |

* It is highly commendable that the B.Sc. Maths Shift – II Students have secured 100% pass in four papers.

SEMESTER – IV RESULT PG 2013 BATCH (SUBJECTWISE)

| MAJOR | APPEARED | FULL PASS | PERCENTAGE |
|---------------------------------|----------|-----------|------------|
| M.A. FOLKLORE AND COMMUNICATION | 4 | 4 | 100.00 |
| M.A. ENGLISH LITERATURE | 25 | 24 | 96.00 |
| M.A. TAMIL | 17 | 13 | 76.47 |
| M.SC. PHYSICS | 15 | 15 | 100.00 |
| M.SC. MATHEMATICS | 23 | 22 | 95.65 |
| M.S.W. SOCIAL WORK | 8 | 8 | 100.00 |
| M.SC. BOTANY | 16 | 13 | 81.25 |
| M.A. ECONOMICS | 3 | 3 | 100.00 |
| M.SC. ZOOLOGY | 16 | 16 | 100.00 |
| M.COM. COMMERCE | 29 | 27 | 93.10 |
| M.SC. CHEMISTRY | 23 | 22 | 95.65 |
| M.SC. COMPUTER SCIENCE | 23 | 23 | 100.00 |
| M.SC. INFORMATION TECHNOLOGY | 11 | 9 | 81.82 |
| OVERALL | 213 | 199 | 93.43 |

- * It is highly commendable that M.A. Folklore and Communication, M.Sc. Physics, M.S.W. Social work, M.A. Economics, M.Sc. Zoology and M.Sc. Computer Science students have secured 100% Pass.

SEMESTER – II RESULT PG 2014 BATCH (SUBJECTWISE)

| MAJOR | APPEARED | FULL PASS | PERCENTAGE |
|---------------------------------|----------|-----------|------------|
| M.A. FOLKLORE AND COMMUNICATION | 5 | 4 | 80.00 |
| M.A. ENGLISH LITERATURE | 29 | 21 | 72.41 |
| M.A. TAMIL | 15 | 13 | 86.67 |
| M.SC. PHYSICS | 19 | 11 | 57.89 |
| M.SC. MATHEMATICS | 25 | 24 | 96.00 |
| M.S.W. SOCIAL WORK | 11 | 11 | 100.00 |
| M.SC. BOTANY | 17 | 13 | 76.47 |
| M.A. ECONOMICS | 15 | 14 | 93.33 |
| M.SC. ZOOLOGY | 20 | 15 | 75.00 |
| M.COM. COMMERCE | 27 | 24 | 88.89 |
| M.SC. CHEMISTRY | 13 | 7 | 53.85 |
| M.SC. COMPUTER SCIENCE | 24 | 22 | 91.67 |
| M.SC. INFORMATION TECHNOLOGY | 17 | 14 | 82.35 |
| OVERALL | 237 | 193 | 81.43 |

- * It is highly commendable that M.S.W. Social work Students have secured 100% pass.
- * The low percentage of pass in M.Sc. Physics (57.89%) and M.Sc. Chemistry (53.85%) is due to more failures in some papers.

M.C.A RESULTS

| YEAR | APPEARED | FULL PASS | PERCENTAGE OF PASS |
|---------|----------|-----------|--------------------|
| I | 24 | 22 | 91.67 |
| II | 28 | 25 | 89.29 |
| III | 19 | 19 | 100.00 |
| OVERALL | 71 | 66 | 92.96 |

* Congrats! third year MCA Students have secured 100% pass.

M.B.A RESULTS

| YEAR | APPEARED | FULL PASS | PERCENTAGE OF PASS |
|---------|----------|-----------|--------------------|
| I | 56 | 38 | 67.86 |
| II | 44 | 44 | 100.00 |
| OVERALL | 100 | 82 | 82.00 |

* Congrats! Second year MBA Students have secured 100% pass.

MPHIL RESULTS

| MAJOR | APPEARED | FULL PASS | PERCENTAGE |
|------------------|----------|-----------|------------|
| TAMIL | 13 | 13 | 100.0 |
| MATHEMATICS | 14 | 13 | 92.86 |
| COMMERCE | 14 | 14 | 100.0 |
| COMPUTER SCIENCE | 14 | 14 | 100.0 |
| OVERALL | 55 | 54 | 98.18 |

PASSED OUT STUDENTS IN UG 2012 BATCH

| MAJOR | APPEARED | REGULAR | SUPP. | TOTAL |
|---|----------|---------|-------|-------|
| B.A. ECONOMICS | 45 | 22 | 3 | 25 |
| B.A. TAMIL | 23 | 16 | 2 | 18 |
| B.A. ENGLISH LIT.[SHIFT-I] | 59 | 51 | NIL | 51 |
| B.A. ENGLISH LIT.[SHIFT-II] | 56 | 36 | 3 | 39 |
| B.COM. COMMERCE (GENERAL) [SHIFT-I] | 34 | 23 | 3 | 26 |
| B.COM. COMMERCE (VOCATIONAL) [SHIFT-I] | 28 | 20 | 4 | 24 |
| B.COM. COMMERCE (GENERAL) [SHIFT-II] | 40 | 30 | 7 | 37 |
| B.COM. COMMERCE (VOCATIONAL) [SHIFT-II] | 15 | 12 | 2 | 14 |
| B.B.A. BUSINESS ADMINISTRATION | 60 | 39 | 5 | 44 |
| B.COM. CORPORATE SECRETARYSHIP | 55 | 43 | 2 | 45 |
| B.SC. MATHEMATICS [SHIFT-I] | 51 | 38 | 2 | 40 |
| B.SC. MATHEMATICS [SHIFT-II] | 44 | 37 | 6 | 43 |
| B.SC. PHYSICS | 47 | 31 | 4 | 35 |
| B.SC. VISUAL COMMUNICATION | 34 | 26 | 4 | 30 |
| B.SC. CHEMISTRY | 43 | 24 | 6 | 30 |
| B.SC. BOTANY | 25 | 16 | 3 | 19 |
| B.SC. ZOOLOGY | 33 | 24 | 3 | 27 |
| B.SC. COMPUTER SCIENCE [SHIFT-I] | 44 | 28 | 2 | 30 |
| B.SC. COMPUTER SCIENCE [SHIFT-II] | 47 | 42 | 5 | 47 |
| OVERALL TOTAL | 783 | 558 | 66 | 624 |

PASSED OUT STUDENTS IN PG 2013 BATCH

| MAJOR | APPEARED | REGULAR | SUPP. | TOTAL |
|---------------------------------|----------|---------|-------|-------|
| M.A. FOLKLORE AND COMMUNICATION | 4 | 4 | NIL | 4 |
| M.A. ENGLISH LITERATURE | 25 | 22 | 1 | 23 |
| M.A. TAMIL | 17 | 12 | 1 | 13 |
| M.S.W. SOCIAL WORK | 8 | 7 | 1 | 8 |
| M.A. ECONOMICS | 3 | 3 | NIL | 3 |
| M.COM. COMMERCE | 29 | 27 | NIL | 27 |
| M.SC. PHYSICS | 15 | 8 | 7 | 15 |
| M.SC. MATHEMATICS | 23 | 14 | 7 | 21 |
| M.SC. BOTANY | 16 | 7 | 5 | 12 |
| M.SC. ZOOLOGY | 16 | 14 | 2 | 16 |
| M.SC. CHEMISTRY | 23 | 10 | 8 | 18 |
| M.SC. COMPUTER SCIENCE | 23 | 22 | NIL | 22 |
| M.SC. INFORMATION TECHNOLOGY | 11 | 9 | NIL | 9 |
| OVERALL | 213 | 159 | 32 | 191 |

PASSED OUT STUDENTS IN MCA

| APPEARED | REGULAR | SUPP. | TOTAL |
|----------|---------|-------|-------|
| 19 | 19 | NIL | 19 |

PASSED OUT STUDENTS IN MBA

| APPEARED | REGULAR | SUPP. | TOTAL |
|----------|---------|-------|-------|
| 44 | 37 | 7 | 44 |

Semester Examination Results November 2014

Conduct of Examinations

| | |
|------------------------|---------------------------|
| Practical Examinations | 28-10 -2014 to 06-11-2014 |
| Theory examinations | 06-11-2014 to 18-11-2014 |

- Chief Superintendent - Dr. A. Anto Kinsley
- Additional Chief Superintendent - Dr. S. Maria Sebastian

Valuation Date

| | |
|-----------------------------|---------------------------------|
| Foundation course valuation | 14-11-2014 |
| Central valuation | 17-11-2014 to 20-11-2014 |

Malpractice Reported

| | |
|-------------------|----------|
| Practical regular | 1 |
|-------------------|----------|

Awards Committee

| | |
|--------------------------|-----------------------------|
| Awards committee meeting | 12-12-2014 11.00 AM. |
| Publication of results | 12-12-2014 |

Overall Results

| Course | Total | Appeared | Full pass | PERCENTAGE OF PASS |
|---------|-------|----------|-----------|--------------------|
| UG | 2578 | 2541 | 1487 | 58.52 |
| PG | 459 | 452 | 340 | 75.22 |
| MCA | 72 | 72 | 60 | 83.33 |
| MBA | 100 | 100 | 84 | 84 |
| MPHIL | 63 | 63 | 58 | 92.06 |
| OVERALL | 3272 | 3228 | 2032 | 62.86 |

Revaluation results (UG only)

| Batch | Appeared | Pass | Percentage of pass |
|-------------|-----------|-----------|--------------------|
| 2012 | 24 | 15 | 62.5 |
| 2013 | 70 | 58 | 82.86 |
| 2014 | 21 | 14 | 66.67 |

Overall Percentage of Pass for UG Results [Shift I & II]

| Course | | Year | Appeared | Full Pass | Percentage of Pass |
|------------|---------|------|----------|-----------|--------------------|
| Shift – I | Arts | I | 177 | 105 | 59.32 |
| | | II | 183 | 105 | 57.38 |
| | | III | 169 | 124 | 72.51 |
| | Science | I | 275 | 145 | 52.73 |
| | | II | 265 | 169 | 63.77 |
| | | III | 246 | 157 | 63.82 |
| Shift – II | Arts | I | 295 | 110 | 37.29 |
| | | II | 293 | 151 | 50.85 |
| | | III | 253 | 182 | 71.94 |
| | Science | I | 136 | 85 | 62.5 |
| | | II | 121 | 75 | 61.98 |
| | | III | 128 | 79 | 61.72 |
| Overall | | | 2541 | 1487 | 58.52 |

- In shift-I the III Year Arts students secured 72.51% and in Shift-II the III Year Arts secured 71.94%

P.G. Results

| Course | | Year | Appeared | Full Pass | Percentage of Pass |
|------------|---------|------|----------|-----------|--------------------|
| Shift – I | Arts | I | 50 | 38 | 76 |
| | | II | 50 | 39 | 78 |
| | Science | I | 62 | 52 | 83.87 |
| | | II | 54 | 44 | 78.57 |
| Shift – II | Arts | I | 55 | 46 | 83.64 |
| | | II | 36 | 31 | 86.11 |
| | Science | I | 73 | 44 | 60.27 |
| | | II | 72 | 46 | 63.89 |
| Overall | | | 452 | 340 | 75.22 |

- In shift-I the I Year Science students secured 83.87% and in Shift-II the II Year Arts students secured 86.11%

M.C.A. Results

| Year | Appeared | Full Pass | Percentage of Pass |
|---------|----------|-----------|--------------------|
| I | 25 | 17 | 68 |
| II | 28 | 24 | 85.71 |
| III | 19 | 19 | 100 |
| Overall | 72 | 60 | 83.33 |

M.B.A. Results

| Year | Appeared | Full Pass | Percentage of Pass |
|---------|----------|-----------|--------------------|
| I | 56 | 47 | 83.93 |
| II | 44 | 37 | 84.09 |
| Overall | 100 | 84 | 84 |

M.PHIL. Results

| Course | | Appeared | Full Pass | Percentage of Pass |
|-----------|---------|----------|-----------|--------------------|
| Shift- I | Arts | 13 | 13 | 100 |
| | Science | 15 | 15 | 100 |
| Shift- II | Arts | 14 | 12 | 85.71 |
| | Science | 21 | 18 | 85.71 |
| Overall | | 63 | 58 | 92.06 |

Private Results [Average Pass Percentage]

| Course | Total | Appeared | Passed | Percentage of Pass |
|------------|-------|----------|--------|--------------------|
| UG-Arts | 200 | 166 | 105 | 63.25 |
| UG-Science | 144 | 121 | 70 | 57.85 |
| PG | 69 | 47 | 15 | 31.91 |
| Overall | 413 | 334 | 190 | 56.88 |

Analysis
2012 Batch – UG - Semester – V Overall Result [Department wise]

| Major | Appeared | Full Pass | Percentage of Pass |
|----------------------------------|----------|-----------|--------------------|
| B.A. Economics | 48 | 28 | 58.33 |
| B.A. Tamil | 24 | 22 | 91.67 |
| B.A. English Lit.[Shift-I] | 59 | 46 | 77.97 |
| B.A. English Lit.[Shift-II] | 58 | 43 | 74.14 |
| B.Com. (General) | 34 | 29 | 85.29 |
| B.Com. (Vocational) | 28 | 21 | 75.00 |
| B.Com. (General)[Shift-II] | 40 | 32 | 80.00 |
| B.Com. (Vocational) [Shift-II] | 15 | 8 | 53.33 |
| B.Sc. Mathematics [Shift-I] | 51 | 35 | 68.63 |
| B.Sc. Mathematics [Shift-II] | 44 | 22 | 50.00 |
| B.Sc. Physics | 48 | 31 | 64.58 |
| B.Sc. Visual Communication | 37 | 25 | 67.57 |
| B.Sc. Chemistry | 43 | 23 | 53.49 |
| B.B.A. Business Administration | 60 | 32 | 53.33 |
| B.Sc. Botany | 25 | 17 | 68.00 |
| B.Com. Corporate SecretaryshiP | 56 | 45 | 80.36 |
| B.Sc. Zoology | 34 | 19 | 55.88 |
| B.Sc. Computer Science [Shift-I] | 45 | 32 | 71.11 |
| B.Sc. Computer Science [Shift-I] | 47 | 32 | 68.09 |
| Overall | 796 | 542 | 68.09 |

- The overall percentage of passes is reduced due to more number of failures in some departments B.Sc. Chemistry and B.Sc. Zoology in Shift-I and B.Sc. Maths, B.Com. Vocational and B.B.A. in Shift-II.
- It is highly commendable that B.A. Tamil students have secured 91.67% of pass.

2013 Batch – UG - Semester – III Overall Result [Department wise]

| Major | Appeared | Full Pass | Percentage |
|-----------------------------------|----------|-----------|------------|
| B.A. Economics | 59 | 20 | 33.90 |
| B.A. Tamil | 56 | 18 | 32.14 |
| B.A. English Lit. [Shift-I] | 63 | 50 | 79.37 |
| B.A. English Lit. [Shift-II] | 63 | 34 | 53.97 |
| B.Com. (General) [Shift-I] | 30 | 16 | 53.33 |
| B.Com. (Vocational) [Shift-I] | 31 | 19 | 61.29 |
| B.Com. (General) [Shift-II] | 32 | 15 | 46.88 |
| B.Com. (Vocational) [Shift-II] | 28 | 19 | 67.86 |
| B.Sc. Mathematics [Shift-I] | 48 | 45 | 93.75 |
| B.Sc. Mathematics [Shift-II] | 44 | 31 | 70.45 |
| B.Sc. Physics | 45 | 35 | 77.78 |
| B.Sc. Visual Communication | 35 | 21 | 60.00 |
| B.Sc. Chemistry | 45 | 30 | 66.67 |
| B.B.A. Business Administration | 56 | 20 | 35.71 |
| B.Sc. Botany | 37 | 21 | 56.76 |
| B.Com. Corporate Secretaryship | 58 | 45 | 77.59 |
| B.Sc. Zoology | 43 | 13 | 30.23 |
| B.Sc. Computer Science [Shift-I] | 47 | 25 | 53.19 |
| B.Sc. Computer Science [Shift-II] | 42 | 23 | 54.76 |
| Overall | 862 | 500 | 58.00 |

- The overall percentage of passes has increased slightly (from 55.44 in Nov.2013 to 58.00 in Nov. 2014.)
- Shift – I Maths students have secured 93.75 % of passes. Congratulation.
- The percentage of passes is very low 30.23% in Zoology.

2014 Batch – UG - Semester – I Overall Result [Department wise]

| Major | Appeared | Full Pass | Percentage of Pass |
|-----------------------------------|----------|-----------|--------------------|
| B.A. Economics | 49 | 18 | 36.73 |
| B.A. Tamil | 54 | 25 | 46.30 |
| B.A. English Lit. [Shift-I] | 64 | 45 | 70.31 |
| B.A. English Lit. [Shift-II] | 62 | 27 | 43.55 |
| B.Com. (General) [Shift-I] | 37 | 22 | 59.46 |
| B.Com. (Vocational) [Shift-I] | 27 | 20 | 74.07 |
| B.Com. (General) [Shift-II] | 32 | 12 | 37.50 |
| B.Com. (Vocational) [Shift-II] | 28 | 9 | 32.14 |
| B.SC. Mathematics [Shift-I] | 48 | 37 | 77.08 |
| B.SC. Mathematics [Shift-II] | 46 | 38 | 82.61 |
| B.SC. Physics | 47 | 19 | 40.43 |
| B.SC. Visual Communication | 43 | 23 | 53.49 |
| B.SC. Chemistry | 47 | 22 | 46.81 |
| B.B.A. Business Administration | 56 | 18 | 32.14 |
| B.SC. Botany | 39 | 15 | 38.46 |
| B.COM. Corporate Secretaryship | 63 | 19 | 30.16 |
| B.SC. Zoology | 47 | 25 | 53.19 |
| B.SC. Computer Science [Shift-I] | 47 | 27 | 57.45 |
| B.SC. Computer Science [Shift-II] | 47 | 25 | 53.19 |
| Overall | 883 | 446 | 50.51 |

- The overall percentage has reduced due to more failures in some departments.
- It is highly commendable that B.Sc. Mathematics Shift-II students secured 82.61% of pass.

2013 Batch – PG - Semester – IV Overall Result [Department wise]

| Branch | Appeared | Full Pass | Percentage of Pass |
|------------------------|------------|------------|--------------------|
| M.A. Folklore | 4 | 4 | 100.00 |
| M.A. English Lit. | 25 | 22 | 88.00 |
| M.A. Tamil | 17 | 9 | 52.94 |
| M.Sc. Physics | 15 | 12 | 80.00 |
| M.Sc. Mathematics | 24 | 20 | 83.33 |
| M.S.W. Social Work | 8 | 6 | 75.00 |
| M.Sc. Botany | 16 | 9 | 56.25 |
| M.A. Economics | 3 | 3 | 100.00 |
| M.Sc. Zoology | 16 | 15 | 93.75 |
| M.Com. | 29 | 26 | 89.66 |
| M.Sc. Chemistry | 23 | 7 | 30.43 |
| M.Sc. Computer Science | 23 | 18 | 78.26 |
| M.Sc. IT | 11 | 9 | 81.82 |
| Overall | 214 | 160 | 74.77 |

- The overall percentage of passes is reduced due to more number of failures in some departments M.Sc. Chemistry (30.43%), M.A. Tamil (52.94%) and M.Sc. Botany (56.25 %)
- It is highly commendable M.A. Folklore and Communication, M.A. Economics Students have obtained centum results.

2014 Batch – PG - Semester – I Overall Result [Department wise]

| Branch | Appeared | Full Pass | Percentage of Pass |
|------------------------|------------|------------|--------------------|
| M.A. Folklore | 5 | 5 | 100.00 |
| M.A. English Lit. | 29 | 21 | 72.41 |
| M.A. Tamil | 16 | 15 | 93.75 |
| M.SC. Physics | 19 | 10 | 52.63 |
| M.SC. Mathematics | 25 | 22 | 88.00 |
| M.S.W. Social Work | 11 | 10 | 90.91 |
| M.SC. Botany | 17 | 14 | 82.35 |
| M.A. Economics | 15 | 15 | 100.00 |
| M.SC. Zoology | 20 | 16 | 80.00 |
| M.COM. | 29 | 18 | 62.07 |
| M.SC. Chemistry | 13 | 5 | 38.46 |
| M.SC. Computer Science | 24 | 18 | 75.00 |
| M.SC. IT | 17 | 11 | 64.71 |
| OVERALL | 240 | 180 | 75.00 |

- The overall percentage of passes is reduced due to more number of failures in some departments M.Sc. Chemistry and M.Sc. Physics
- It is highly commendable M.A. Economics and M.A. Folklore and Communication Students have obtained centum results.

MCA Results

| Year | Appeared | Full Pass | Percentage of Pass |
|---------|----------|-----------|--------------------|
| I | 25 | 17 | 68 |
| II | 28 | 24 | 85.71 |
| III | 19 | 19 | 100 |
| Overall | 72 | 60 | 83.33 |

- Third Year MCA students have obtained centum results. Congrats!

MBA Results

| Year | Appeared | Full Pass | Percentage of Pass |
|---------|----------|-----------|--------------------|
| I | 56 | 47 | 83.93 |
| II | 44 | 37 | 84.09 |
| Overall | 100 | 84 | 84 |

M.Phil Results

| Major | Appeared | Full Pass | Percentage of Pass |
|--------------------------|----------|-----------|--------------------|
| M.Phil. Tamil | 13 | 13 | 100.00 |
| M.Phil. Mathematics | 15 | 15 | 100.00 |
| M.Phil. Botany | 6 | 3 | 50.00 |
| M.Phil. Commerce | 14 | 12 | 85.71 |
| M.Phil. Computer Science | 15 | 15 | 100.00 |
| Overall | 63 | 58 | 92.06 |

- Almost all the M.Phil. Students except Botany and Commerce have scored 100% pass. Congratulations!

SEMESTER RESULTS

APRIL/MAY-2014 EXAMINATIONS

HIGHLIGHTS

CONDUCT OF EXAMINATIONS

| | |
|------------------------|----------------------|
| PRACTICAL EXAMINATIONS | 11-03-14 to 19-03-14 |
| THEORY EXAMINATIONS | 07-04-14 to 26-04-14 |

| | |
|---------------------------------|----------------------|
| CHIEF SUPERINTENDENT | Dr.S.Paulraj |
| ADDITIONAL CHIEF SUPERINTENDENT | Dr.S.Maria Sebastian |

VALUATION

| | |
|-----------------------------|----------------------|
| FOUNDATION COURSE VALUATION | 25-04-2014 |
| CENTRAL VALUATION | 28-04-14 to 01-05-14 |

STUDENTS CAUGHT IN MALPRACTICE

| | |
|----------------|----|
| THEORY REGULAR | 2 |
| THEORY ARREAR | 8 |
| TOTAL | 10 |

AWARDS COMMITTEE

| | |
|--------------------------|----------------------|
| AWARDS COMMITTEE MEETING | 19-05-2014 10.00 AM. |
| PUBLICATION OF RESULTS | 19-05-2014 |

OVERALL RESULTS

| COURSE | TOTAL | APPEARED | FULL PASS | % OF PASS |
|---------|-------|----------|-----------|-----------|
| UG | 2628 | 2476 | 1832 | 73.99 |
| PG | 481 | 449 | 374 | 83.29 |
| MCA | 59 | 59 | 57 | 96.61 |
| MBA | 90 | 89 | 76 | 85.39 |
| MPHIL | 71 | 71 | 68 | 95.77 |
| OVERALL | 3329 | 3144 | 2407 | 76.55 |

OVERALL PERCENTAGE OF PASS FOR UG RESULTS [SHIFT I & II]

| COURSE | | Year | APPEARED | FULL PASS | % OF PASS |
|------------|---------|------|----------|-----------|-----------|
| SHIFT – I | ARTS | I | 186 | 113 | 60.75 |
| | | II | 174 | 132 | 75.86 |
| | | III | 170 | 148 | 87.06 |
| | SCIENCE | I | 269 | 197 | 73.23 |
| | | II | 250 | 180 | 72 |
| | | III | 256 | 241 | 94.14 |
| SHIFT – II | ARTS | I | 298 | 149 | 50 |
| | | II | 257 | 167 | 64.98 |
| | | III | 271 | 243 | 89.66 |
| | SCIENCE | I | 131 | 94 | 71.76 |
| | | II | 129 | 95 | 73.64 |
| | | III | 85 | 73 | 85.88 |
| OVERALL | | | 2476 | 1832 | 73.99 |

- In shift-I the III Year Science students secured 94.14% where as in Shift-II the III Year Arts secured 89.66%

P.G. RESULTS

| COURSE | | YEAR | APPEARED | FULL PASS | % OF PASS |
|------------|---------|------|----------|-----------|-----------|
| SHIFT – I | ARTS | I | 50 | 41 | 82.00 |
| | | II | 36 | 34 | 94.44 |
| | SCIENCE | I | 57 | 51 | 89.47 |
| | | II | 59 | 56 | 94.92 |
| SHIFT – II | ARTS | I | 51 | 45 | 88.23 |
| | | II | 38 | 27 | 71.05 |
| | SCIENCE | I | 74 | 49 | 66.22 |
| | | II | 84 | 71 | 95.24 |
| OVERALL | | | 538 | 450 | 83.29 |

In shift-I the II Year Science students secured 94.92% and in Shift-II II Year Science students secured 95.24%

M.C.A. RESULTS

| YEAR | APPEARED | FULL PASS | % OF PASS |
|---------|----------|-----------|-----------|
| I | 15 | 13 | 86.67 |
| II | 19 | 19 | 100.00 |
| III | 25 | 25 | 100.00 |
| OVERALL | 59 | 57 | 96.61 |

M.B.A. RESULTS

| YEAR | APPEARED | FULL PASS | % OF PASS |
|---------|----------|-----------|-----------|
| I | 45 | 33 | 73.33 |
| II | 44 | 43 | 97.73 |
| OVERALL | 89 | 76 | 85.39 |

M.PHIL. RESULTS

| COURSE | | APPEARED | FULL PASS | % OF PASS |
|-----------|---------|----------|-----------|-----------|
| SHIFT- I | ARTS | 15 | 15 | 100 |
| | SCIENCE | 15 | 12 | 80 |
| SHIFT- II | ARTS | 15 | 15 | 100 |
| | SCIENCE | 26 | 26 | 100 |
| OVERALL | | 71 | 68 | 95.77 |

PRIVATE RESULTS [AVERAGE PASS PERCENTAGE]

| COURSE | TOTAL | APPEARED | PASSED | % OF PASS |
|------------|-------|----------|--------|-----------|
| UG-ARTS | 112 | 107 | 46 | 42.99 |
| UG-SCIENCE | 86 | 78 | 36 | 46.15 |
| PG | 57 | 49 | 24 | 48.98 |
| OVERALL | 255 | 234 | 106 | 45.3 |

ANALYSIS
2011 BATCH – UG - SEMESTER – VI OVERALL RESULT [DEPARTMENTWISE]

| MAJOR | APPEARED | FULL PASS | % |
|--|----------|--------------|--------|
| B.A. ECONOMICS | 54 | 40 | 74.07 |
| B.A. TAMIL | 38 | 36 | 94.74 |
| B.A. ENGLISH LIT. SHIFT – I | 60 | 56 | 93.33 |
| B.A. ENGLISH LIT. SHIFT – II | 56 | 46 | 82.14 |
| B.COM. COMMERCE (GENERAL) SHIFT – I | 23 | 21 | 91.30 |
| B.COM. COMMERCE (VOCATIONAL) SHIFT – I | 33 | 31 | 93.94 |
| B.COM. COMMERCE (GENERAL) SHIFT – II | 31 | 29 | 93.55 |
| B.COM. COMMERCE (VOCATIONAL) SHIFT – II | 30 | 25 | 83.33 |
| B.COM. CORPORATE SECRETARYSHIP | 60 | 57 | 95.00 |
| B.SC. MATHEMATICS SHIFT-I | 48 | 45 | 93.75 |
| B.SC. PHYSICS | 42 | 41 | 97.62 |
| B.SC. VISUAL COMMUNICATION | 37 | 29 | 78.38 |
| B.SC. CHEMISTRY | 42 | 35 | 83.33 |
| B.B.A. BUSINESS ADMINISTRATION | 56 | 50 | 89.29 |
| B.SC. PLANT BIOLOGY & PLANT BIOTECHNOLOGY | 35 | 34 | 97.14 |
| B.SC. ADVANCED ZOOLOGY & BIOTECHNOLOGY | 43 | 40 | 93.02 |
| B.SC. COMPUTER SCIENCE SHIFT – I | 46 | 46 | 100.00 |
| B.SC. COMPUTER SCIENCE SHIFT – II | 48 | 44 | 91.67 |
| OVERALL | 782 | 705 | 90.15 |

- It is highly commendable that B.Sc. Computer Science of Shift-I secured 100%

2012 BATCH SEMESTER – IV UG [DEPARTMENT WISE]

| MAJOR | APPEARED | FULL PASS | % |
|---|----------|-----------|-------|
| B.A. ECONOMICS | 51 | 24 | 47.06 |
| B.A. TAMIL | 25 | 14 | 56.00 |
| B.A. ENGLISH LIT.[SHIFT-I] | 61 | 56 | 91.80 |
| B.A. ENGLISH LIT.[SHIFT-II] | 58 | 27 | 46.55 |
| B.COM. COMMERCE (GENERAL) [SHIFT-I] | 34 | 29 | 85.29 |
| B.COM. COMMERCE (VOCATIONAL) [SHIFT-I] | 28 | 23 | 82.14 |
| B.COM. COMMERCE (GENERAL) [SHIFT-II] | 40 | 35 | 87.50 |
| B.COM. COMMERCE (VOCATIONAL) [SHIFT-II] | 18 | 11 | 61.11 |
| B.SC. MATHEMATICS [SHIFT-I] | 52 | 47 | 90.38 |
| B.SC. MATHEMATICS [SHIFT-II] | 45 | 33 | 73.33 |
| B.SC. PHYSICS | 49 | 40 | 81.63 |
| B.SC. VISUAL COMMUNICATION | 37 | 26 | 70.27 |
| B.SC. CHEMISTRY | 43 | 28 | 65.12 |
| B.B.A. BUSINESS ADMINISTRATION | 61 | 35 | 57.38 |
| B.SC. BOTANY | 26 | 10 | 38.46 |
| B.COM. CORPORATE SECRETARYSHIP | 55 | 45 | 81.82 |
| B.SC. ZOOLOGY | 34 | 26 | 76.47 |
| B.SC. COMPUTER SCIENCE [SHIFT-I] | 46 | 29 | 63.04 |
| B.SC. COMPUTER SCIENCE [SHIFT-II] | 47 | 36 | 76.60 |
| OVERALL | 810 | 574 | 70.86 |

- The overall percentage of passes is reduced due to more number of failures in some departments
B.A. English Lit. Shift-II , B.Sc. Botany.
- It is highly commendable that B.A. English Lit. Shift-I students secured 91.80% pass and also B.Sc. Mathematics students secured 90.38% of pass.

2013 BATCH SEMESTER – II UG [DEPARTMENT WISE]

| MAJOR | APPEARED | FULL PASS | % |
|--|----------|-----------|-------|
| B.A. ECONOMICS | 60 | 26 | 43.33 |
| B.A. TAMIL | 59 | 32 | 54.24 |
| B.A. ENGLISH LIT. SHIFT - I | 64 | 51 | 79.69 |
| B.A. ENGLISH LIT. SHIFT - II | 64 | 40 | 62.50 |
| B.COM. COMMERCE (VOCATIONAL) SHIFT - I | 31 | 18 | 58.06 |
| B.COM. COMMERCE (GENERAL) SHIFT – I | 31 | 18 | 58.06 |
| B.COM. COMMERCE (GENERAL) SHIFT – II | 32 | 15 | 46.88 |
| B.COM. COMMERCE (VOCATIONAL) SHIFT-II | 29 | 11 | 37.93 |
| B.SC. MATHEMATICS [SHIFT-I] | 47 | 43 | 91.49 |
| B.SC. MATHEMATICS [SHIFT-II] | 46 | 37 | 80.43 |
| B.SC. PHYSICS | 46 | 39 | 84.78 |
| B.SC. VISUAL COMMUNICATION | 40 | 26 | 65.00 |
| B.SC. CHEMISTRY | 46 | 35 | 76.09 |
| B.B.A. BUSINESS ADMINISTRATION | 55 | 25 | 45.45 |
| B.SC. BOTANY | 38 | 22 | 57.89 |
| B.COM. CORPORATE SECRETARYSHIP | 59 | 26 | 44.07 |
| B.SC. ZOOLOGY | 45 | 23 | 51.11 |
| B.SC. COMPUTER SCIENCE SHIFT – I | 47 | 35 | 74.47 |
| B.SC. COMPUTER SCIENCE SHIFT – II | 45 | 31 | 68.89 |
| OVERALL | 884 | 553 | 62.56 |

- B.Com. Commerce (Vocational) Shift-II, B.B.A, B.Com. Corporate Students secured very low percentage of passes due to very low performance in Part-II-English-II.
- It is highly commendable that B.Sc. Mathematics Shift-I students secured 91.49% pass

2012 BATCH – PG - SEMESTER – IV OVERALL RESULT [DEPARTMENT WISE]

| BRANCH | APPEARED | FULL PASS | % |
|---------------------------------|----------|-----------|--------|
| M.A. FOLKLORE AND COMMUNICATION | 3 | 3 | 100.00 |
| M.A. ENGLISH LITERATURE | 23 | 19 | 82.61 |
| M.A. TAMIL | 12 | 12 | 100.00 |
| M.SC. PHYSICS | 19 | 18 | 94.74 |
| M.SC. MATHEMATICS | 21 | 18 | 85.71 |
| M.S.W. SOCIAL WORK | 14 | 12 | 85.71 |
| M.SC. BOTANY | 17 | 17 | 100.00 |
| M.A. ECONOMICS | 14 | 14 | 100.00 |
| M.SC. ZOOLOGY | 21 | 21 | 100.00 |
| M.COM. COMMERCE | 21 | 19 | 90.48 |
| M.SC. CHEMISTRY | 19 | 16 | 84.21 |
| M.SC. COMPUTER SCIENCE | 24 | 24 | 100.00 |
| M.SC. INFORMATION TECHNOLOGY | 22 | 22 | 100.00 |
| OVERALL | 230 | 215 | 93.47 |

- It is highly commendable M.A. Folklore , M.A. Tamil, M.A. Economics M.Sc. Botany, M.Sc. Zoology, M.Sc. Computer Science and M.Sc. Information Technology Students have obtained centum results.

2013 BATCH – PG

| BRANCH | APPEARED | FULL PASS | % |
|---------------------------------|----------|-----------|--------|
| M.A. FOLKLORE AND COMMUNICATION | 4 | 3 | 75.00 |
| M.A. ENGLISH LITERATURE | 27 | 18 | 66.67 |
| M.A. TAMIL | 17 | 14 | 82.35 |
| M.SC. PHYSICS | 15 | 13 | 86.67 |
| M.SC. MATHEMATICS | 24 | 18 | 75.00 |
| M.S.W. SOCIAL WORK | 8 | 6 | 75.00 |
| M.SC. BOTANY | 17 | 8 | 47.05 |
| M.A. ECONOMICS | 3 | 3 | 100.00 |
| M.SC. ZOOLOGY | 16 | 16 | 100.00 |
| M.COM. COMMERCE | 29 | 24 | 82.76 |
| M.SC. CHEMISTRY | 24 | 7 | 29.17 |
| M.SC. COMPUTER SCIENCE | 23 | 21 | 91.30 |
| M.SC. INFORMATION TECHNOLOGY | 12 | 8 | 66.67 |
| OVERALL | 219 | 159 | 72.60 |

- The overall percentage of passes is reduced due to more number of failures in some departments M.Sc. Chemistry (29.17%) and M.Sc.Botany. (47.05%)

- It is highly commendable M.A. Economics and M.Sc. Zoology Students have obtained centum results.

MCA RESULTS

| YEAR | APPEARED | FULL PASS | % |
|---------|----------|-----------|-------|
| I | 15 | 13 | 86.67 |
| II | 19 | 19 | 100 |
| III | 25 | 25 | 100 |
| OVERALL | 59 | 57 | 96.61 |

- Second Year and Third Year MCA students have obtained centum results. Congrats!

MBA RESULTS

| YEAR | APPEARED | FULL PASS | % |
|---------|----------|-----------|-------|
| I | 45 | 33 | 73.33 |
| II | 44 | 43 | 97.73 |
| OVERALL | 89 | 76 | 85.39 |

MPHIL RESULTS

| MAJOR | APPEARED | FULL PASS | % |
|--------------------------------------|----------|-----------|-------|
| M.PHIL. TAMIL [FULL TIME] | 15 | 15 | 100 |
| M.PHIL. ZOOLOGY [FULL TIME] | 9 | 9 | 100 |
| M.PHIL. MATHEMATICS [FULL TIME] | 15 | 12 | 80 |
| M.PHIL. BOTANY [FULL TIME] | 2 | 2 | 100 |
| M.PHIL. COMMERCE [FULL TIME] | 15 | 15 | 100 |
| M.PHIL. COMPUTER SCIENCE [FULL TIME] | 15 | 15 | 100 |
| OVERALL | 71 | 68 | 95.77 |

- Almost all the M.PHIL. Students except Mathematics have scored 100% pass.
Congratulations!

2011 BATCH – UG ARTS PASSEDOUT STUDENTS

| COURSE | APPEARED | FULL PASS | | TOTAL | % |
|------------------------------|----------|-----------|-------|-------|-------|
| | | REGULAR | SUPP. | | |
| B.A. ECONOMICS | 54 | 32 | 1 | 33 | 61.11 |
| B.A. TAMIL | 38 | 27 | 3 | 30 | 78.95 |
| B.A. ENGLISH LIT. SHIFT – I | 60 | 53 | 1 | 54 | 90.00 |
| B.A. ENGLISH LIT. SHIFT – II | 56 | 39 | 5 | 44 | 78.57 |

| | | | | | |
|--|-----|-----|----|-----|-------|
| B.COM. COMMERCE (GENERAL) SHIFT – I | 23 | 18 | - | 18 | 78.26 |
| B.COM. COMMERCE (VOCATIONAL) SHIFT – I | 33 | 26 | 3 | 29 | 87.88 |
| B.COM. COMMERCE (GENERAL) SHIFT – II | 31 | 23 | 4 | 27 | 87.10 |
| B.COM. COMMERCE (VOCATIONAL) SHIFT – II | 30 | 11 | 12 | 23 | 76.67 |
| B.COM. CORPORATE SECRETARYSHIP | 60 | 44 | 5 | 49 | 81.67 |
| B.B.A. BUSINESS ADMINISTRATION | 56 | 38 | 7 | 45 | 80.36 |
| OVERALL | 441 | 311 | 41 | 352 | 79.82 |

2011 BATCH – UG SCIENCE PASSEDOUT STUDENTS

| COURSE | APPEARED | FULL PASS | | TOTAL | % |
|--|----------|-----------|-------|-------|-------|
| | | REGULAR | SUPP. | | |
| B.SC. MATHEMATICS | 48 | 42 | 3 | 45 | 93.75 |
| B.SC. PHYSICS | 42 | 34 | 2 | 36 | 85.71 |
| B.SC. VISUAL COMMUNICATION | 37 | 18 | 5 | 23 | 62.16 |
| B.SC. CHEMISTRY | 42 | 29 | 2 | 31 | 73.81 |
| B.SC. PLANT BIOLOGY & PLANT BIOTECHNOLOGY | 35 | 30 | 1 | 31 | 88.57 |
| B.SC. ADVANCED ZOOLOGY & BIOTECHNOLOGY | 43 | 28 | 5 | 33 | 76.74 |
| B.SC. COMPUTER SCIENCE SHIFT – I | 46 | 44 | - | 44 | 95.65 |
| B.SC. COMPUTER SCIENCE SHIFT – II | 48 | 41 | 3 | 44 | 91.67 |
| OVERALL | 341 | 266 | 21 | 287 | 84.16 |

2012 BATCH – PG PASSEDOUT STUDENTS

| COURSE | APPEARED | FULL PASS | | TOTAL | % |
|------------------------------------|----------|-----------|-------|-------|--------|
| | | REGULAR | SUPP. | | |
| M.A. FOLKLORE AND COMMUNICATION | 3 | 3 | - | 3 | 100.00 |
| M.A. ENGLISH LITERATURE | 23 | 16 | 1 | 17 | 73.91 |
| M.A. TAMIL | 12 | 12 | - | 12 | 100.00 |
| M.SC. PHYSICS | 19 | 11 | 6 | 17 | 89.47 |
| M.SC. MATHEMATICS | 21 | 15 | 1 | 16 | 76.19 |
| M.S.W. SOCIAL WORK | 14 | 10 | - | 10 | 71.43 |
| M.SC. BOTANY | 17 | 17 | - | 17 | 100.00 |
| M.A. ECONOMICS | 14 | 13 | - | 13 | 92.86 |
| M.SC. ZOOLOGY | 21 | 21 | - | 21 | 100.00 |

| | | | | | |
|------------------------------|-----|-----|----|-----|--------|
| M.COM. COMMERCE | 21 | 16 | 1 | 17 | 80.95 |
| M.SC. CHEMISTRY | 19 | 8 | 3 | 11 | 57.89 |
| M.SC. COMPUTER SCIENCE | 24 | 24 | - | 24 | 100.00 |
| M.SC. INFORMATION TECHNOLOGY | 22 | 18 | 1 | 19 | 86.36 |
| OVERALL | 230 | 184 | 13 | 197 | 85.65 |

2011 BATCH – MCA PASSEDOUT STUDENTS

| COURSE | APPEARED | FULL PASS | | TOTAL | % |
|---------------------------------------|----------|-----------|-------|-------|-----|
| | | REGULAR | SUPP. | | |
| M.C.A. MASTER OF COMPUTER APPLICATION | 25 | 25 | - | 25 | 100 |
| OVERALL | 25 | 25 | - | 25 | 100 |

2012 BATCH – MBA PASSEDOUT STUDENTS

| COURSE | APPEARED | FULL PASS | | TOTAL | % |
|--|----------|-----------|-------|-------|-------|
| | | REGULAR | SUPP. | | |
| M.B.A. MASTER OF BUSINESS ADMINISTRATION | 44 | 42 | 1 | 43 | 97.73 |
| OVERALL | 44 | 42 | 1 | 43 | 97.73 |

2013 BATCH – M.PHIL PASSEDOUT STUDENTS

| COURSE | APPEARED | FULL PASS | | TOTAL | % |
|--------------------------------------|----------|-----------|-------|-------|-------|
| | | REGULAR | SUPP. | | |
| M.PHIL. TAMIL [FULL TIME] | 15 | 15 | - | 15 | 100 |
| M.PHIL. ZOOLOGY [FULL TIME] | 9 | 9 | - | 9 | 100 |
| M.PHIL. MATHEMATICS [FULL TIME] | 15 | 12 | - | 12 | 80 |
| M.PHIL. BOTANY [FULL TIME] | 2 | 2 | - | 2 | 100 |
| M.PHIL. COMMERCE [FULL TIME] | 15 | 15 | - | 15 | 100 |
| M.PHIL. COMPUTER SCIENCE [FULL TIME] | 15 | 15 | - | 15 | 100 |
| OVERALL | 71 | 68 | - | 68 | 95.77 |

Analysis:

- The M.Phil. students always have recorded their centum percentage of pass except in M.Phil. Mathematics course.

SEMESTER RESULTS – NOVEMBER 2013 EXAMINATIONS

A REPORT

HIGHLIGHTS OF THE SEMESTER EXAMINATIONS:-

CONDUCT OF EXAMINATIONS

| | |
|-------------------------------|----------------------|
| PRACTICAL EXAMINATIONS | 28-10-13 to 08-11-13 |
| THEORY EXAMINATIONS | 08-11-13 to 22.11.13 |

| | |
|--|---------------------|
| CHIEF SUPERINTENDENT | DR. A. ANTO KINSLEY |
| ADDITIONAL CHIEF SUPERINTENDENT | DR.S. PAULRAJ |

VALUATION

| | |
|------------------------------------|----------------------|
| FOUNDATION COURSE VALUATION | 18-11-13& 19-11-13 |
| CENTRAL VALUATION | 20-11-13 to 23-11-13 |

STUDENTS CAUGHT IN MALPRACTICE

| | |
|--|----------|
| | 04-12-13 |
| CAUGHT IN THE ACT (MALPRACTICE) | |
| TOTAL NO. OF STUDENTS | 3 |
| THEORY REGULAR & ARREAR | 3 |
| NO. OF STUDENTS CAN APPEAR FOR THEIR PAPER IN NOVEMBER - 2014 | 3 |

AWARDS COMMITTEE

| | |
|---------------------------------|-------------------------|
| AWARDS COMMITTEE MEETING | 09.12.2013 11 A.M. |
| PUBLICATION OF RESULTS | 09.12.13 |

NOVEMBER – 2013 EXAMINATIONS

OVERALL RESULTS

| COURSE | TOTAL | APPEARED | FULL PASS | PERCENTAGE OF PASS |
|---------|-------|----------|-----------|--------------------|
| UG | 2549 | 2524 | 1527 | 60.50 |
| PG | 486 | 459 | 309 | 67.32 |
| MCA | 59 | 58 | 52 | 89.66 |
| MPHIL | 71 | 71 | 68 | 95.77 |
| OVERALL | 3165 | 3112 | 1956 | 62.85 |

UG RESULTS

| COURSE | | Year | TOTAL | APPEARED | FULL PASS | PERCENTAGE OF PASS |
|--------------------|---------|------|-------|----------|-----------|--------------------|
| SHIFT – I | ARTS | I | 188 | 187 | 105 | 56.15 |
| | | II | 190 | 190 | 83 | 43.68 |
| | | III | 172 | 169 | 105 | 62.13 |
| | SCIENCE | I | 275 | 274 | 177 | 64.60 |
| | | II | 257 | 255 | 158 | 61.96 |
| | | III | 264 | 261 | 205 | 78.54 |
| SHIFT – II | ARTS | I | 307 | 302 | 131 | 43.38 |
| | | II | 263 | 261 | 129 | 49.43 |
| | | III | 281 | 273 | 207 | 75.82 |
| | SCIENCE | I | 137 | 137 | 86 | 62.77 |
| | | II | 128 | 128 | 68 | 53.13 |
| | | III | 87 | 87 | 73 | 83.91 |
| OVERALL | | | 2549 | 2524 | 1527 | 60.50 |
| OVERALL UG RESULTS | | | | | | |

PG RESULTS

| COURSE | | YEAR | TOTAL | APPEARED | FULL PASS | PERCENTAGE OF PASS |
|------------|---------|------|-------|----------|-----------|--------------------|
| SHIFT – I | ARTS | I | 58 | 51 | 40 | 78.43 |
| | | II | 40 | 36 | 24 | 66.67 |
| | SCIENCE | I | 62 | 59 | 43 | 72.88 |
| | | II | 62 | 60 | 44 | 73.33 |
| SHIFT – II | ARTS | I | 43 | 41 | 24 | 58.53 |
| | | II | 55 | 51 | 25 | 49.01 |
| | SCIENCE | I | 78 | 77 | 48 | 62.34 |
| | | II | 88 | 84 | 61 | 72.62 |
| OVERALL | | | 486 | 459 | 309 | 67.32 |

MCA RESULTS

| COURSE | | TOTAL | APPEARED | FULL PASS | PERCENTAGE OF PASS |
|-----------|----|-------|----------|-----------|--------------------|
| SHIFT- II | I | 15 | 15 | 13 | 86.67 |
| | II | 19 | 18 | 18 | 100.00 |
| | II | 25 | 25 | 21 | 84.00 |
| OVERALL | | 59 | 58 | 52 | 89.66 |

M.PHIL RESULTS

| COURSE | | TOTAL | APPEARED | FULL PASS | PERCENTAGE OF PASS |
|-----------|---------|-------|----------|-----------|--------------------|
| SHIFT- I | ARTS | 15 | 15 | 15 | 100.00 |
| | SCIENCE | 15 | 15 | 12 | 80.00 |
| SHIFT- II | ARTS | 15 | 15 | 15 | 100.00 |
| | SCIENCE | 26 | 26 | 26 | 100.00 |
| OVERALL | | 71 | 71 | 68 | 95.77 |

PRIVATE RESULTS [AVERAGE PASS PERCENTAGE]

| COURSE | TOTAL | APPEARED | PASSED | PERCENTAGE OF PASS |
|------------|-------|----------|--------|--------------------|
| UG-ARTS | 836 | 794 | 558 | 70.28 |
| UG-SCIENCE | 569 | 482 | 340 | 70.54 |
| PG | 141 | 115 | 89 | 77.39 |
| OVERALL | 1546 | 1391 | 987 | 70.96 |

2011 BATCH – UG - SEMESTER- V - OVERALL RESULT (DEPARTMENTWISE)

| MAJOR | APPEARED | FULL PASS | PERCENTAGE |
|--|------------|------------|--------------|
| B.A. ECONOMICS | 53 | 18 | 33.96 |
| B.A. TAMIL | 39 | 37 | 94.87 |
| B.A. ENGLISH LIT.[SHIFT-I] | 60 | 45 | 75.00 |
| B.A. ENGLISH LIT.[SHIFT-II] | 57 | 30 | 52.63 |
| B.COM. COMMERCE (GENERAL) | 23 | 18 | 78.26 |
| B.COM. COMMERCE (VOCATIONAL) | 33 | 24 | 72.73 |
| B.COM. COMMERCE (GENERAL) | 31 | 27 | 87.10 |
| B.COM. COMMERCE (VOCATIONAL) | 30 | 16 | 53.33 |
| B.SC. MATHEMATICS | 48 | 41 | 85.42 |
| B.COM. CORPORATE SECRETARYSHIP | 59 | 55 | 93.22 |
| B.SC. PHYSICS | 44 | 32 | 72.73 |
| B.SC. VISUAL COMMUNICATION | 39 | 29 | 74.36 |
| B.SC. CHEMISTRY | 42 | 33 | 78.57 |
| B.B.A. BUSINESS ADMINISTRATION | 57 | 42 | 73.68 |
| B.SC. PLANT BIOLOGY & PLANT BIOTEC | 38 | 27 | 71.05 |
| B.SC. ADVANCED ZOOLOGY & BIOTECHNOLOGY | 43 | 29 | 67.44 |
| B.SC. COMPUTER SCIENCE [SHIFT –I] | 46 | 43 | 93.48 |
| B.SC. COMPUTER SCIENCE [SHIFT –II] | 48 | 44 | 91.67 |
| OVERALL | 790 | 590 | 74.68 |

Analysis

- The performance of B. A. Tamil, B. Com. Corporate Secretaryship and B. Sc. Computer Science [Shift I] students is highly commendable because they have secured more than 93% pass.
- B. A. Economics students secured very low percentage of passes (**33.96%**) due to very low performance in the core paper Indian Economic Development and hence the overall percentage of passes becomes 74.68%.

2011 BATCH – UG (SUBJECTWISE)

| BRANCH | CORE1 | CORE2 | CORE3 | CORE4 | CORE5 | ELEC. |
|--|-------|-------|-------|-------|-------|-------|
| B.A. ECONOMICS | 78.4 | 67.3 | 38.4 | 88.4 | 84.6 | 86.5 |
| B.A. TAMIL | 97.4 | 100.0 | 97.4 | 97.4 | 97.3 | 97.4 |
| B.A. ENGLISH LIT.[SHIFT-I] | 98.3 | 96.6 | 98.3 | 76.6 | 95.0 | 100.0 |
| B.A. ENGLISH LIT.[SHIFT-II] | 100.0 | 89.2 | 98.2 | 61.8 | 85.7 | 69.6 |
| B.COM. COMMERCE (GENERAL) | 95.6 | 82.6 | 95.6 | 100.0 | 95.6 | 100.0 |
| B.COM. COMMERCE (VOCATIONAL) | 90.9 | 93.9 | 96.9 | 90.9 | 75.7 | 95.3 |
| B.COM. COMMERCE (GENERAL) | 93.5 | 96.7 | 90.3 | 96.7 | 90.3 | 100.0 |
| B.COM.COMMERCE (VOCATIONAL) | 86.9 | 82.6 | 91.6 | 82.6 | 60.8 | 95.6 |
| B.SC. MATHEMATICS | 93.7 | 91.6 | 87.5 | 91.6 | - | 95.8 |
| B.COM. CORPORATE SECRETARYSHIP | 98.2 | 98.2 | 98.2 | 98.2 | 98.2 | 96.5 |
| B.SC. PHYSICS | 90.9 | 100.0 | 97.7 | 97.7 | 77.2 | 90.9 |
| B.SC. VISUAL COMMUNICATION | 100.0 | 89.1 | 100.0 | 97.2 | 100.0 | 91.6 |
| B.SC. CHEMISTRY | 100.0 | 92.8 | 95.2 | 78.5 | 100.0 | 95.2 |
| B.B.A. BUSINESS ADMINISTRATION | 83.6 | 85.9 | 100.0 | 100.0 | 92.8 | 90.9 |
| B.SC. PLANT BIOLOGY & PLANT BIOTEC | 82.8 | 97.1 | 80.0 | 97.1 | 97.3 | 91.8 |
| B.SC. ADVANCED ZOOLOGY & BIOTECHNOLOGY | 86.0 | 76.7 | 90.7 | 90.7 | 100.0 | 97.6 |
| B.SC. COMPUTER SCIENCE [SHIFT-I] | 100.0 | 95.6 | 100.0 | 100.0 | 97.8 | 100.0 |
| B.SC. COMPUTER SCIENCE [SHIFT-II] | 100.0 | 100.0 | 97.9 | 100.0 | 97.9 | 93.7 |

Analysis

- It is highly commendable that B. Sc. Computer Science Students of Shift I secured 100% pass in 4 papers, B.Sc. Computer Science Students and B. Sc. Visual Communication Students of Shift II secured 100% pass in 3 papers.

2012 BATCH – UG - SEMESTER- III - OVERALL RESULT (DEPARTMENTWISE)

| MAJOR | AVERAGE APPEARED | FULL PASS | PERCENTAGE |
|------------------------------------|---------------------|--------------|--------------|
| B.A. TAMIL | 63 | 21 | 33.33 |
| B.A. ECONOMICS | 25 | 6 | 24.00 |
| B.A. ENGLISH LIT.[SHIFT-I] | 63 | 49 | 77.78 |
| B.A. ENGLISH LIT.[SHIFT-II] | 59 | 31 | 52.54 |
| B.COM. COMMERCE (GENERAL) | 35 | 11 | 31.43 |
| B.COM. COMMERCE (VOCATIONAL) | 30 | 2 | 6.67 |
| B.COM. COMMERCE (GENERAL) | 40 | 25 | 62.50 |
| B.COM. COMMERCE (VOCATIONAL) | 18 | 1 | 5.56 |
| B.SC. MATHEMATICS [SHIFT-I] | 52 | 48 | 92.31 |
| B.SC. MATHEMATICS [SHIFT-II] | 45 | 33 | 73.33 |
| B.SC. PHYSICS | 49 | 36 | 73.47 |
| B.SC. VISUAL COMMUNICATION | 36 | 9 | 25.00 |
| B.SC. CHEMISTRY | 44 | 25 | 56.82 |
| B.B.A. BUSINESS ADMINISTRATION | 61 | 34 | 55.74 |
| B.SC. BOTANY | 28 | 10 | 35.71 |
| B.COM. CORPORATE SECRETARYSHIP | 57 | 32 | 56.14 |
| B.SC. ZOOLOGY | 35 | 17 | 48.57 |
| B.SC. COMPUTER SCIENCE [SHIFT – I] | 47 | 22 | 46.81 |
| B.SC. COMPUTER SCIENCE [SHIFT-II] | 47 | 26 | 55.32 |
| OVERALL | 834 | 438 | 52.52 |

Analysis

- Compared to the final year students, the performance of second year students falls down due to more number of failures. However B. Sc. Mathematics [Shift I] Students have secured more than 90 % pass.

2012 BATCH – UG (SUBJECTWISE)

| MAJOR | Part I | Part II | Core | Allied | SBE-4 | SBE-5 | ES |
|-----------------------------------|--------|---------|-------|--------|-------|-------|-------|
| B.A. ECONOMICS | 84.2 | 36.8 | 75.4 | 82.7 | 98.2 | 71.9 | 87.7 |
| B.A. TAMIL | 96.0 | 28.0 | 96.0 | 96.0 | 100.0 | 96.0 | 100.0 |
| B.A. ENGLISH LIT.[SHIFT-I] | 98.3 | 98.3 | 93.4 | 95.0 | 96.7 | 93.4 | 86.8 |
| B.A. ENGLISH LIT.[SHIFT-II] | 100.0 | 75.8 | 67.2 | 98.2 | 100.0 | 96.5 | 77.5 |
| B.COM. COMMERCE (GENERAL) | 96.9 | 93.9 | 100.0 | 76.4 | 100.0 | 94.1 | 33.3 |
| B.COM. COMMERCE (VOCATIONAL) | 96.4 | 96.3 | 66.6 | 60.7 | 100.0 | 92.8 | 10.7 |
| B.COM. COMMERCE (GENERAL) | 97.4 | 90.0 | 100.0 | 82.5 | 97.5 | 100.0 | 77.5 |
| B.COM. COMMERCE (VOCATIONAL) | 93.7 | 87.5 | 75.0 | 81.2 | 93.7 | 93.7 | 6.2 |
| B.SC. MATHEMATICS [SHIFT-I] | 100.0 | 98.0 | 94.2 | 94.2 | 100.0 | 98.0 | 98.0 |
| B.SC. MATHEMATICS [SHIFT-II] | 97.7 | 88.8 | 77.7 | 95.5 | 95.5 | 95.5 | 95.5 |
| B.SC. PHYSICS | 95.9 | 93.8 | 75.5 | 87.7 | 100.0 | 97.9 | 100.0 |
| B.SC. VISUAL COMMUNICATION | 86.1 | 87.5 | 97.2 | 80.5 | 87.8 | 97.0 | 35.2 |
| B.SC. CHEMISTRY | 100.0 | 95.4 | 72.7 | 59.0 | 100.0 | 97.6 | 97.7 |
| B.B.A. BUSINESS ADMINISTRATION | 86.8 | 86.8 | 100.0 | 68.3 | 100.0 | 100.0 | 98.3 |
| B.SC. BOTANY | 100.0 | 80.7 | 88.0 | 44.0 | 100.0 | 96.1 | 88.4 |
| B.COM. CORPORATE SECRETARYSHIP | 98.1 | 88.6 | 96.0 | 89.0 | 82.1 | 98.0 | 91.0 |
| B.SC. ZOOLOGY | 97.0 | 78.7 | 76.4 | 61.7 | 94.2 | 94.1 | 94.1 |
| B.SC. COMPUTER SCIENCE [SHIFT-I] | 64.4 | 72.0 | 69.5 | 82.9 | 97.7 | 97.8 | 91.1 |
| B.SC. COMPUTER SCIENCE [SHIFT-II] | 70.2 | 87.2 | 74.4 | 93.6 | 100.0 | 95.7 | 93.6 |

Analysis

- It is commendable that the B.B.A. Students secured 100% pass in 3 papers.

2013 BATCH – UG - SEMESTER- I - OVERALL RESULT (DEPARTMENTWISE

| MAJOR | APPEARED | FULL PASS | PERCENTAGE |
|-------------------------------------|------------|------------|--------------|
| B.A. ECONOMICS | 60 | 17 | 28.33 |
| B.A. TAMIL | 61 | 26 | 42.62 |
| B.A. ENGLISH LIT.[SHIFT-I] | 64 | 53 | 82.81 |
| B.A. ENGLISH LIT.[SHIFT-II] | 63 | 35 | 55.56 |
| B.COM. COMMERCE (GENERAL) | 32 | 19 | 59.38 |
| B.COM. COMMERCE (VOCATIONAL) | 31 | 16 | 51.61 |
| B.COM. COMMERCE (GENERAL) | 32 | 19 | 59.38 |
| B.COM. COMMERCE (VOCATIONAL) | 29 | 10 | 34.48 |
| B.SC. MATHEMATICS [SHIFT-I] | 48 | 44 | 91.67 |
| B.SC. MATHEMATICS [SHIFT-II] | 48 | 34 | 70.83 |
| B.SC. PHYSICS | 46 | 31 | 67.39 |
| B.SC. VISUAL COMMUNICATION | 42 | 22 | 52.38 |
| B.SC. CHEMISTRY | 47 | 34 | 72.34 |
| B.B.A. BUSINESS ADMINISTRATION | 57 | 20 | 35.09 |
| B.SC. BOTANY | 39 | 20 | 51.28 |
| B.COM. CORPORATE SECRETARYSHIP | 60 | 21 | 35.00 |
| B.SC. ZOOLOGY | 46 | 18 | 39.13 |
| B.SC. COMPUTER SCIENCE [SHIFT- I] | 48 | 30 | 62.50 |
| B.SC. COMPUTER SCIENCE [SHIFT – II] | 47 | 30 | 63.83 |
| OVERALL | 900 | 499 | 55.44 |

Analysis

- The overall percentage of passes is reduced due to more number of failures in some departments B. A. Tamil, B. Com Vocational [Shift II], B. B.A., B.Com. Corporate Secretaryship, B. Sc. Botony and B.Sc. Zoology.
- The perfomance of B. Sc. Mathematics [Shift I] students is commendable because they secured more than 90% pass.

2013 BATCH – UG (SUBJECTWISE)

| MAJOR | Part I | Part II | Core | Allied | NME | SBE | VE |
|-----------------------------------|--------|---------|-------|--------|-------|-------|-------|
| B.A. TAMIL | 53.3 | 78.3 | 53.3 | 73.3 | 41.6 | 90.0 | 91.6 |
| B.A. ECONOMICS | 70.1 | 87.9 | 65.5 | 86.4 | 77.1 | 100.0 | 96.4 |
| B.A. ENGLISH LIT.[SHIFT-I] | 100.0 | 100.0 | 100.0 | 89.0 | 92.1 | 100.0 | 100.0 |
| B.A. ENGLISH LIT.[SHIFT-II] | 88.7 | 95.1 | 75.8 | 75.8 | 88.7 | 90.3 | 100.0 |
| B.COM. COMMERCE (GENERAL) | 80.6 | 80.6 | 100.0 | 96.8 | 83.8 | 96.8 | 90.6 |
| B.COM. COMMERCE (VOCATIONAL) | 87.1 | 64.5 | 96.7 | 70.9 | 70.9 | 80.6 | 96.7 |
| B.COM. COMMERCE (GENERAL) | 78.1 | 75.0 | 96.8 | 100.0 | 96.8 | 93.5 | 96.8 |
| B.COM. COMMERCE (VOCATIONAL) | 86.2 | 58.6 | 89.6 | 82.7 | 93.1 | 79.3 | 100.0 |
| B.SC. MATHEMATICS [SHIFT-II] | 100.0 | 97.8 | 95.7 | 97.8 | 97.8 | 100.0 | 97.8 |
| B.SC. MATHEMATICS [SHIFT-I] | 100.0 | 87.5 | 72.9 | 87.5 | 85.4 | 100.0 | 93.7 |
| B.SC. PHYSICS | 100.0 | 97.8 | 91.3 | 73.9 | 95.6 | 97.7 | 100.0 |
| B.SC. VISUAL COMMUNICATION | 75.0 | 75.0 | 87.5 | 100.0 | 82.5 | 75.0 | 92.5 |
| B.SC. CHEMISTRY | 97.8 | 93.4 | 86.9 | 91.3 | 91.1 | 100.0 | 100.0 |
| B.B.A. BUSINESS ADMINISTRATION | 68.4 | 67.8 | 80.7 | 80.7 | 89.0 | 100.0 | 75.4 |
| B.SC. BOTANY | 100.0 | 92.3 | 61.5 | 76.9 | 76.9 | 100.0 | 100.0 |
| B.COM. CORPORATE SECRETARYSHIP | 54.2 | 54.2 | 86.2 | 100.0 | 86.4 | 84.7 | 89.8 |
| B.SC. ZOOLOGY | 73.3 | 66.6 | 51.1 | 66.6 | 75.5 | 100.0 | 100.0 |
| B.SC. COMPUTER SCIENCE [SHIFT-I] | 100.0 | 89.1 | 81.2 | 72.9 | 83.3 | 100.0 | 95.8 |
| B.SC. COMPUTER SCIENCE [SHIFT-II] | 74.4 | 91.4 | 91.4 | 91.4 | 100.0 | 100.0 | 97.8 |

Analysis

- It is highly commendable that B. A. English Literature [Shift I] students secured 100% pass in five papers.

2012 BATCH – PG - SEMESTER- III - OVERALL RESULT

| MAJOR | APPEARED | FULL PASS | PERCENTAGE |
|---------------------------------|------------|------------|--------------|
| M.A. FOLKLORE AND COMMUNICATION | 3 | 2 | 66.67 |
| M.A. ENGLISH LITERATURE | 23 | 17 | 73.91 |
| M.A. TAMIL | 12 | 10 | 83.33 |
| M.SC. PHYSICS | 19 | 15 | 78.95 |
| M.SC. MATHEMATICS | 22 | 12 | 54.55 |
| M.S.W. SOCIAL WORK | 14 | 8 | 57.14 |
| M.SC. BOTANY | 17 | 15 | 88.24 |
| M.A. ECONOMICS | 14 | 14 | 100.00 |
| M.SC. ZOOLOGY | 21 | 17 | 80.95 |
| M.COM. COMMERCE | 21 | 12 | 57.14 |
| M.SC. CHEMISTRY | 19 | 7 | 36.84 |
| M.SC. COMPUTER SCIENCE | 24 | 22 | 91.67 |
| M.SC. INFORMATION TECHNOLOGY | 22 | 17 | 77.27 |
| OVERALL | 231 | 168 | 72.72 |

Analysis

- The overall percentage of pass is commendable .
- It is highly commendable that M. A. Economics students secured 100% pass.

2013 BATCH – PG - SEMESTER- I - OVERALL RESULTS

| MAJOR | APPEARED | FULL PASS | PERCENTAGE |
|---------------------------------|------------|------------|--------------|
| M.A. FOLKLORE AND COMMUNICATION | 4 | 4 | 100.00 |
| M.A. ENGLISH LITERATURE | 28 | 19 | 67.86 |
| M.A. TAMIL | 18 | 13 | 72.22 |
| M.SC. PHYSICS | 16 | 11 | 68.75 |
| M.SC. MATHEMATICS | 25 | 19 | 76.00 |
| M.S.W. SOCIAL WORK | 9 | 2 | 22.22 |
| M.SC. BOTANY | 18 | 9 | 50.00 |
| M.A. ECONOMICS | 4 | 3 | 75.00 |
| M.SC. ZOOLOGY | 16 | 15 | 93.75 |
| M.COM. COMMERCE | 29 | 23 | 79.31 |
| M.SC. CHEMISTRY | 24 | 5 | 20.83 |
| M.SC. COMPUTER SCIENCE | 25 | 22 | 88.00 |
| JM.SC. INFORMATION TECHNOLOGY | 12 | 10 | 83.33 |
| OVERALL | 228 | 155 | 67.98 |

Analysis

- The overall percentage of passes is reduced due to more failures in M.S.W. Social Work and M. Sc. Chemistry.
- It is highly commendable that M. A. Folklore and Communication Students secured 100% pass and also M. Sc. Zoology students secured more than 90% of pass.

MPHIL RESULTS - SEMESTER- I - OVERALL RESULT

| MAJOR | APPEARED | FULL PASS | PERCENTAGE |
|---|-----------------|----------------------|-------------------|
| M.PHIL. TAMIL [FULL TIME] | 15 | 15 | 100 |
| M.PHIL. ZOOLOGY [FULL TIME] | 9 | 9 | 100 |
| M.PHIL. MATHEMATICS [FULL TIME] | 15 | 12 | 80 |
| M.PHIL. BOTANY [FULL TIME] | 2 | 2 | 100 |
| M.PHIL. COMMERCE [FULL TIME] | 15 | 15 | 100 |
| M.PHIL. COMPUTER SCIENCE [FULL TIME] | 15 | 15 | 100 |
| OVERALL | 71 | 68 | 95.77 |

Almost all the M.PHIL. Students except Mathematics have scored 100% pass.
Congratulations!